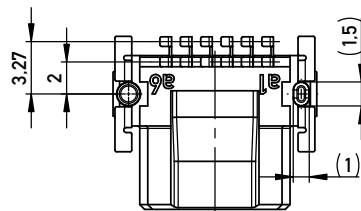
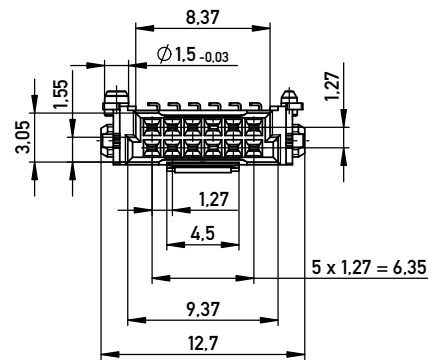
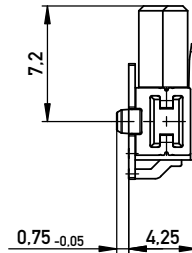
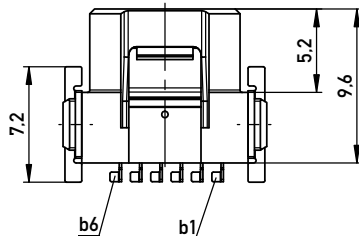
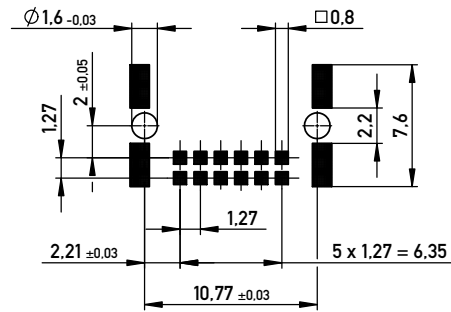
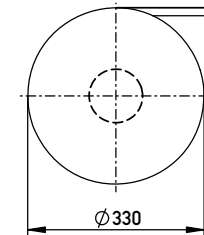


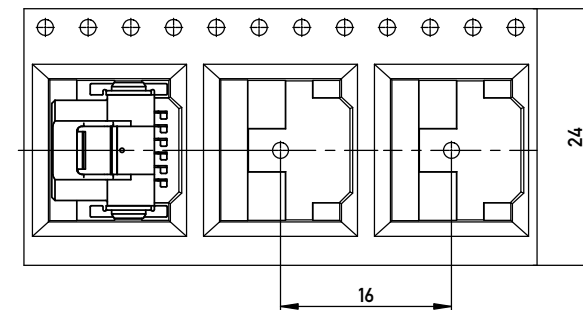
Leiterplatten-Layout Vorschlag für SMT
PCB-Layout Proposal for SMT



Verpackt im Gurt nach DIN IEC 60286-3
Tape on Reel Packaging according to DIN IEC 60286-3
Verpackungseinheit: 560 Stück
Packaging unit: 560 pcs



Abspulrichtung - Reel off Direction



Anforderungsstufe 1
Performance Level 1

Kontaktbereich vergoldet
Mating Area gold plating

Anschlussbereich verzinkt 4-6 µm
Terminal Area 4-6 µm tin plating

Koplanarität der Anschlüsse ≤ 0,1 mm
Coplanarity Area of Termination ≤ 0,1 mm

mit Verriegelung, ohne Hilfsmittel lösbar, Bauteilfarbe: schwarz

with locking mechanism, without tool unlockable, component color: black

Information:	Tolerances		Scale	3:1
	All Dimensions in mm			
All rights reserved. Only for Information. To ensure that this is the latest version of this drawing, please contact one of the ERNI companies before using.	Subject to modification without prior notice. Drawing will not be updated.		Designation	
	www.ERNI.com		Federl. SMC-Q 12-SMD-BA7 Female SMC-Q 12-SMD-type7	
b	23.04.2014	354939		I
Index	Date	Class		A3
		SMCQ		

Copyright by ERNI GmbH
Proprietary notice pursuant to ISO 9006 to be observed.