

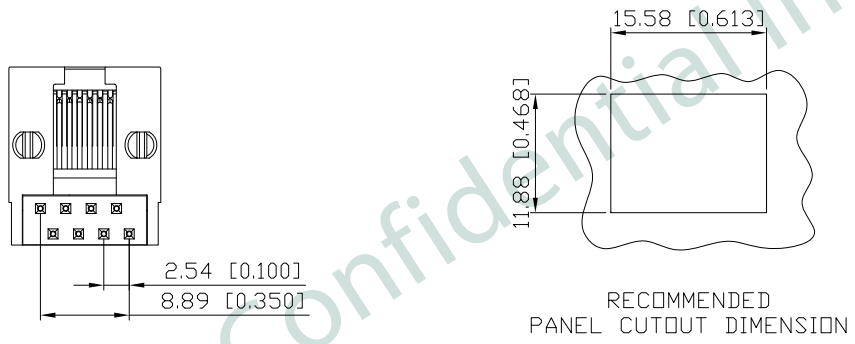
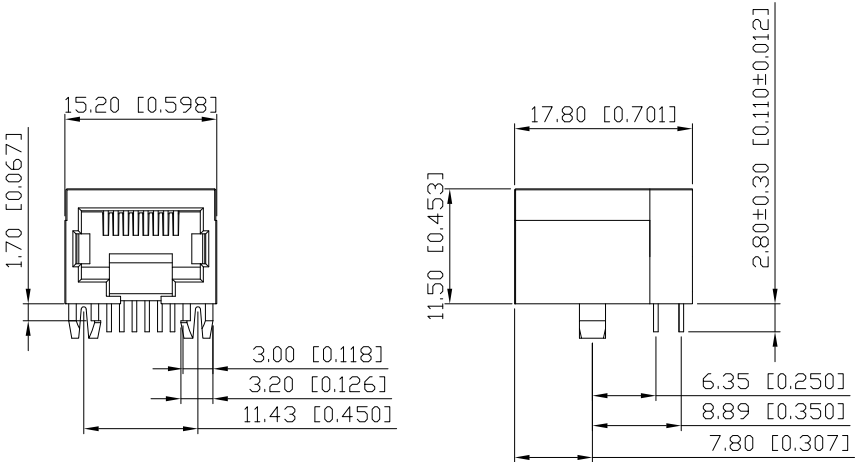
1. MECHANICAL DIMENSIONS :

REV.	DATE	DESCRIPTION
01	Dec. 13, '17	1st RELEASE

RoHS Compliant

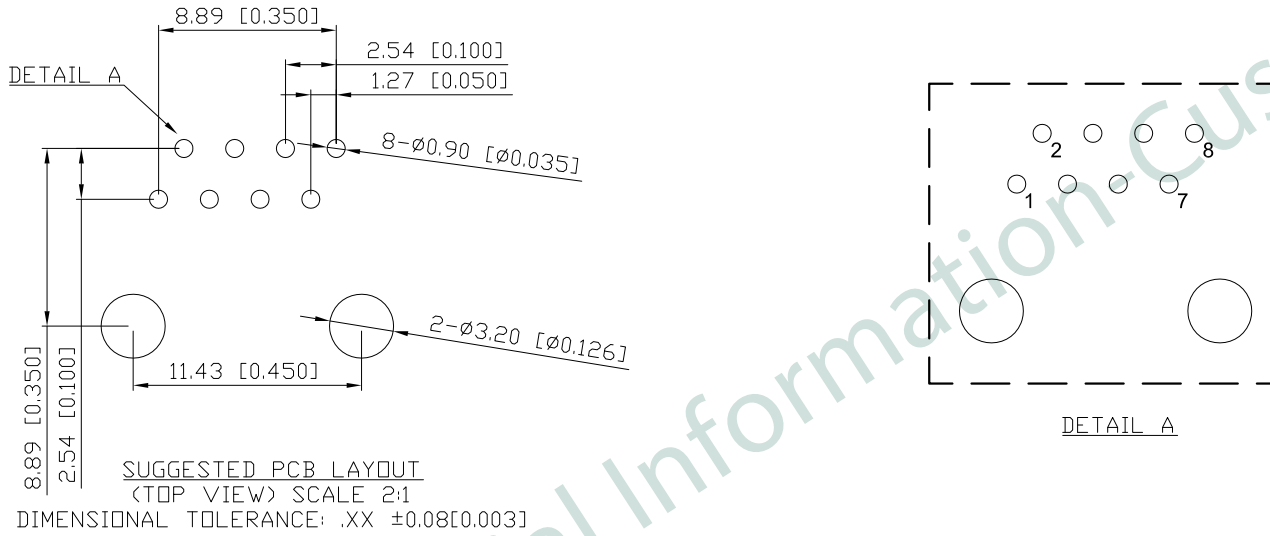
NOTES:

- MATERIAL:  
 HOUSING: HIGH THERMOPLASTIC, UL94V-0, BLACK  
 INSERT: HIGH THERMOPLASTIC, UL94V-0, BLACK  
 CONTACTS:  $\phi=0.46\text{mm}$  PHOS-BRONZE,  
 GOLD FLASH PLATING ON CONTACT AREA,  
 NICKEL UNDERPLATING OVERALL
- OPERATING TEMPERATURE:  $-40^{\circ}\text{C}\sim+85^{\circ}\text{C}$
- INSERTION FORCE: 4 POUNDS MAX.  
 EXTRACTION FORCE: 4 POUNDS MAX.
- DURABILITY: 750 MATING CYCLED MIN.
- CAVITY CONFORMS TO FCC RULES AND REGULATIONS PART 68,  
 SUBPART F.
- UNSPECIFIED TOLERANCE: .XX  $\pm 0.25[0.010]$   
 .X  $\pm 0.30[0.012]$



PART NO		KRK-U-01-8-8-0-DQ5		
TITLE	RJ45 8P8C, W/O LED, UNSHIELDED			
REV : 01				
UNIT	DRAWN	CHKD	DATE	SHEET
mm[inch]	CINDY	DANIEL	Dec. 13, '17	1 of 3

2. PCB LAYOUT :



KRK-U-01-8-8-0-DQ5

PRODUCT SERIES  
 KRK: LATCH DOWN THRU HOLE

SHIELDED  
 U: UNSHIELDED

NO. OF PORTS

NO. OF POSITION

NO. OF CONTACT

CONTACTS GOLD PLATING  
 5: GOLD FLASH

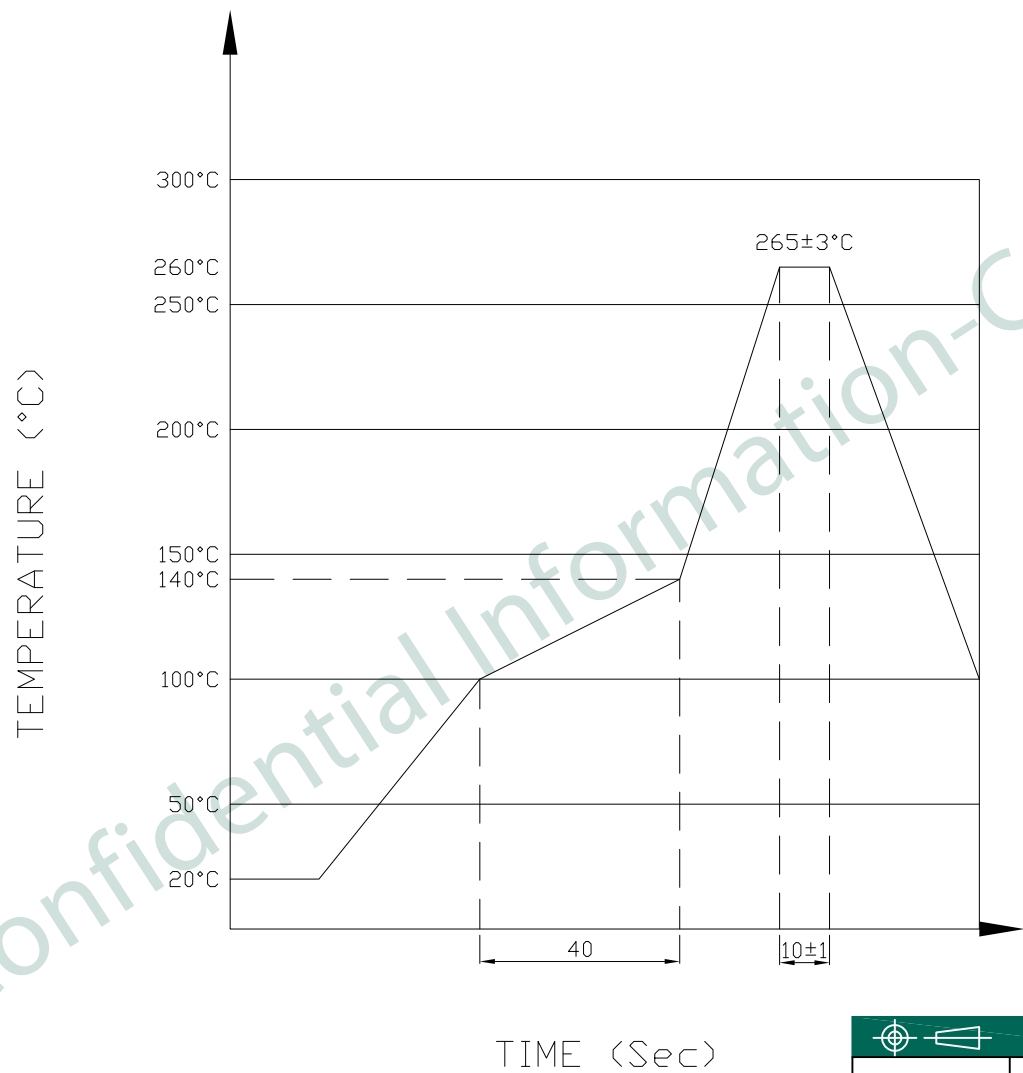
SERIAL NUMBER

RUNNING CODE

LED COLOR OPTION

PART NO		KRK-U-01-8-8-0-DQ5		
TITLE	RJ45 8P8C, W/O LED, UNSHIELDED			
REV : 01				
UNIT	DRAWN	CHKD	DATE	SHEET
mm[inch]	CINDY	DANIEL	Dec. 13, '17	2 of 3

3. PROFILE OF WAVE SOLDER :



The measuring point for the specified temperature shall be on the soldered part of the lead

PART NO KRK-U-01-8-8-0-DQ5				
TITLE	RJ45 8P8C, W/O LED, UNSHIELDED			
REV : 01				
UNIT	DRAWN	CHKD	DATE	SHEET
mm[inch]	CINDY	DANIEL	Dec. 13, '17	3 of 3