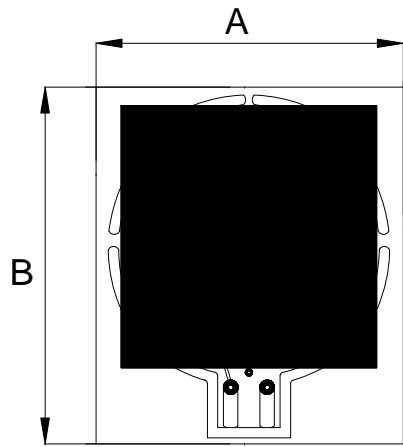
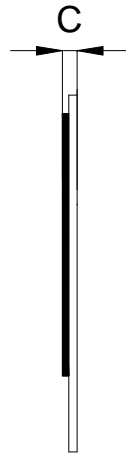


1. Configuration & Dimensions (in mm):



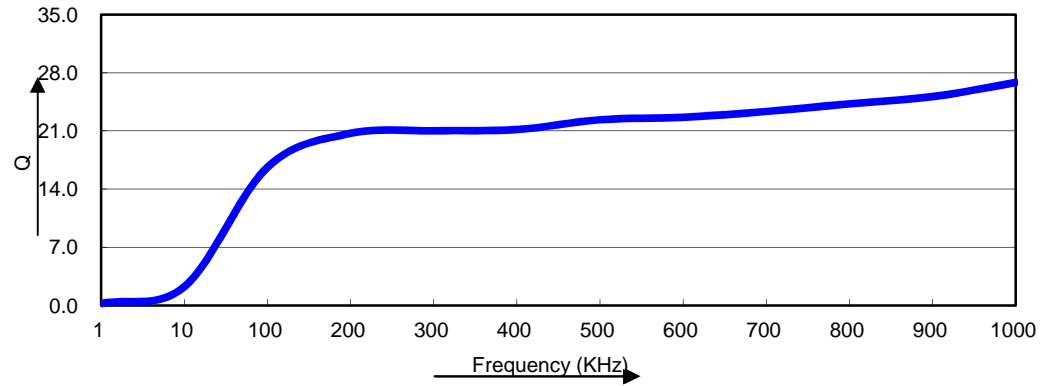
Front View



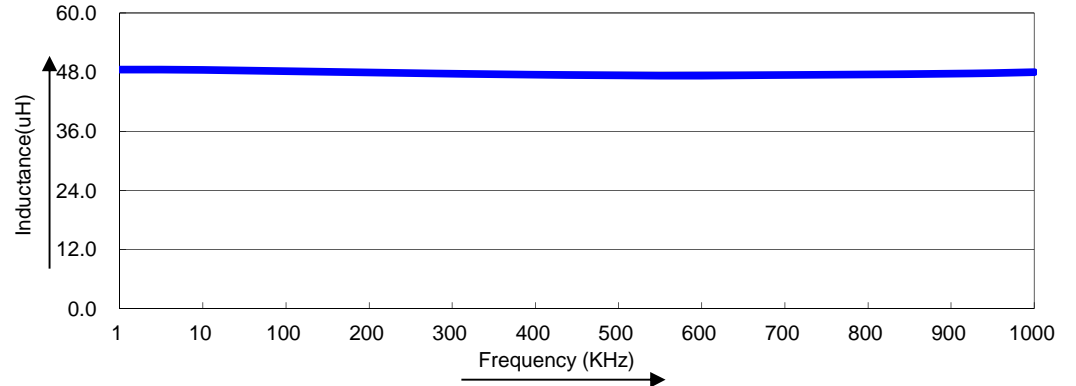
Side View

A	30.5	±	0.5	mm
B	35.5	±	0.5	mm
C	2.0		(Max.)	mm

2.1 Typical Inductance vs. Q Characteristics:



2.2 Typical Inductance vs. Frequency Characteristics:



NOTES:

- 1>.Open Circuit Inductance (OCL):48.0uH Typ at 125KHz,1.0Vrms,0Adc;(Ta=25°C).
- 2>.Q Value Test: 19.0 Typ. at 125KHz,1.0Vrms;(Ta=25°C).
- 3>.Operating temperature: -40°C~+105°C.

REVISION HISTORY

REV	DATE	DESCRIPTION	APPROVED
1.0	8/27/2014	NEW	Anthony yan
1.1			
1.2			
1.3			
1.4			
1.5			

UNLESS OTHERWISE SPECIFIED

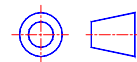
DIMENSIONS ARE IN mm.

TOLERANCES

2PL ± 0.3

3PL ± 0.15

Third Angle Projection



Inter-Technical Group

LTC4120 RX Coil

48.0uH Q: 19.0 Typ.



DWG. NO.

L41200R02

REV.

1.0

SCALE: 1/1

SHEET

1 OF 1