


## Cable - FLK 20/2FLK14/EZ-DR/200/KONFEK - 2298438

Please be informed that the data shown in this PDF Document is generated from our Online Catalog. Please find the complete data in the user's documentation. Our General Terms of Use for Downloads are valid (<http://phoenixcontact.com/download>)




Round cable set; connection 1: IDC/FLK socket strip (1x 20-position); connection 2: IDC/FLK socket strip (2x 14-position); cable length: 2 m

### Your advantages

- ✓ The DeltaV system can be used to install the process wiring via "mass termination blocks" (MTBs) using flat-ribbon cable plugs
- ✓ For digital modules with 40-pos. MTB for connection to PLC-INTERFACE



### Key Commercial Data

Packing unit	1 pc
GTIN	 4 017918 601911
GTIN	4017918601911

### Technical data

#### Dimensions

Length	2 m
--------	-----

#### Ambient conditions

Ambient temperature (operation)	-40 °C ... 70 °C (fixed installation)
	-10 °C ... 70 °C (flexible installation)
Ambient temperature (storage/transport)	-40 °C ... 80 °C
Maximum altitude	≤ 2000 m
Degree of protection	IP00
	≥ IP54 (Installation location)

#### General

Max. permissible operating voltage	25 V AC
	60 V DC
Max. current carrying capacity per path	1 A (50 °C)
	0.6 A (70 °C)

# Cable - FLK 20/2FLK14/EZ-DR/200/KONFEK - 2298438

## Technical data

### General

Nominal operating mode	100% operating factor
------------------------	-----------------------

### Cable

Length of cable	2 m
Type of cable	Round cable set
Single wires, quantity	7
Single wire, material	Cu tin-plated
Single wire, cross section	0.14 mm <sup>2</sup>
Single wire, cross section [AWG]	26
Wire diameter incl. insulation	1 mm ±0.03 mm
External cable diameter	7.6 mm ±0.4 mm
Cable, preassembly	Insulation displacement, IEC 60352-4/DIN EN 60352-4
Shielding	no
Halogen-free cable	No
Cable type	Splitting cable for two modules
Smallest bending radius, fixed installation	64 mm
Smallest bending radius, movable installation	120 mm
Bending cycles	5000 (at a radius of ≥ 15x outside diameter)
Cable insulation resistance	≥ 20 MΩ/km (20 °C)
Cable resistance	≤ 145 Ω/km (20 °C)
Outer sheath, material	Semi-rigid PVC
External sheath, color	gray
Flame resistance	IEC 60332-1-2 (raw cable)
	VDE 0842, Part 332-1-2 (raw cable)
	IEC 60332-3-22 (raw cable)
	UL VW-1
	CSA FT-1
Resistance to oil	can withstand occasional splashes (raw cable)
Gasoline resistance	can withstand occasional splashes (raw cable)

### Connection data

Connection name	Field level
Connection in acc. with standard	IEC 60603-13
Connection method	IDC/FLK socket strip
Number of connections	2
Number of positions	14
Insertion/withdrawal cycles	> 50
Pitch	2.54 mm

### Connection data 2

Connection name	Controller level
Connection in acc. with standard	IEC 60603-13

## Cable - FLK 20/2FLK14/EZ-DR/200/KONFEK - 2298438

### Technical data

#### Connection data 2

Connection method	IDC/FLK socket strip
Number of connections	1
Number of positions	20
Insertion/withdrawal cycles	> 50
Pitch	2.54 mm

#### Standards and Regulations

Flame resistance	IEC 60332-1-2 (raw cable)
	VDE 0842, Part 332-1-2 (raw cable)
	IEC 60332-3-22 (raw cable)
	UL VW-1
	CSA FT-1
Resistance to oil	can withstand occasional splashes (raw cable)
Gasoline resistance	can withstand occasional splashes (raw cable)
Designation	Air clearances and creepage distances
Standards/regulations	DIN EN 50178
Rated insulation voltage	63 V
Rated surge voltage	0.6 kV
Insulation	Functional insulation
Pollution degree	2
Overvoltage category	II

#### Supported controller

Controller	Emerson DeltaV
- suitable I/O card	VE4001S2T2B5
	VE4002S1T2B6

#### Color code

Connector 1 = connector 2 (optional) = wire color	IDC/FLK20 (1) = IDC/FLK14-1 (1) = black
	IDC/FLK20 (2) = IDC/FLK14-1 (2) = brown
	IDC/FLK20 (3) = IDC/FLK14-1 (3) = red
	IDC/FLK20 (4) = IDC/FLK14-1 (4) = orange
	IDC/FLK20 (5) = IDC/FLK14-1 (5) = yellow
	IDC/FLK20 (6) = IDC/FLK14-1 (6) = green
	IDC/FLK20 (7) = IDC/FLK14-1 (7) = blue
	IDC/FLK20 (8) = IDC/FLK14-1 (8) = violet
	IDC/FLK20 (9) = IDC/FLK14-2 (1) = gray
	IDC/FLK20 (10) = IDC/FLK14-2 (2) = white
	IDC/FLK20 (11) = IDC/FLK14-2 (3) = white-black
	IDC/FLK20 (12) = IDC/FLK14-2 (4) = white-brown
	IDC/FLK20 (13) = IDC/FLK14-2 (5) = white-red
	IDC/FLK20 (14) = IDC/FLK14-2 (6) = white-orange

# Cable - FLK 20/2FLK14/EZ-DR/200/KONFEK - 2298438

## Technical data

### Color code

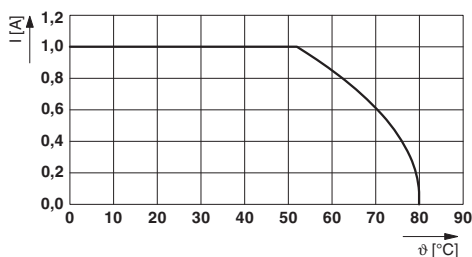
	IDC/FLK20 (15) = IDC/FLK14-2 (7) = white-yellow
	IDC/FLK20 (16) = IDC/FLK14-2 (8) = white-green
	IDC/FLK20 (17) = IDC/FLK14-2 (9) = white-blue
	IDC/FLK20 (18) = IDC/FLK14-2 (10) = white-violet
	IDC/FLK20 (19) = IDC/FLK14-1 (9) = white-gray
	IDC/FLK20 (20) = IDC/FLK14-1 (10) = brown-black

### Environmental Product Compliance

China RoHS	Environmentally Friendly Use Period = 50 years
	For details about hazardous substances go to tab "Downloads", Category "Manufacturer's declaration"

## Drawings

Diagram



Maximum permissible current per path in uncoiled state

## Classifications

### eCl@ss

eCl@ss 10.0.1	27242220
eCl@ss 11.0	27242220
eCl@ss 4.0	27060300
eCl@ss 4.1	27060300
eCl@ss 5.0	27242200
eCl@ss 5.1	27242200
eCl@ss 6.0	27249200
eCl@ss 7.0	27249205
eCl@ss 9.0	27242220

### ETIM

ETIM 2.0	EC000237
ETIM 3.0	EC000237
ETIM 4.0	EC000237
ETIM 6.0	EC000237

# Cable - FLK 20/2FLK14/EZ-DR/200/KONFEK - 2298438

## Classifications

### ETIM

ETIM 7.0	EC000237
----------	----------

### UNSPSC

UNSPSC 6.01	26121620
UNSPSC 7.0901	26121620
UNSPSC 11	26121620
UNSPSC 12.01	26121620
UNSPSC 13.2	26121620
UNSPSC 18.0	26121620
UNSPSC 19.0	26121620
UNSPSC 20.0	26121620
UNSPSC 21.0	26121620

## Approvals

### Approvals

---

#### Approvals


UL Listed / cUL Listed / EAC / cULus Listed


---

#### Ex Approvals

---

### Approval details


UL Listed		<a href="http://database.ul.com/cgi-bin/XYV/template/LISEXT/1FRAME/index.htm">http://database.ul.com/cgi-bin/XYV/template/LISEXT/1FRAME/index.htm</a>	FILE E 238705
Nominal voltage UN	125 V		
Nominal current IN	1 A		

cUL Listed		<a href="http://database.ul.com/cgi-bin/XYV/template/LISEXT/1FRAME/index.htm">http://database.ul.com/cgi-bin/XYV/template/LISEXT/1FRAME/index.htm</a>	FILE E 238705
Nominal voltage UN	125 V		
Nominal current IN	1 A		

## Cable - FLK 20/2FLK14/EZ-DR/200/KONFEK - 2298438

### Approvals

EAC		RU* DE.HB*35.B00385
-----	---	------------------------

cULus Listed		
--------------	---	--

### Accessories

#### Accessories

#### Marker carrier cable

Cable marker carrier - KME - 0807083



Cable marker carrier, white, unlabeled, mounting type: Assembly with cable binders, cable diameter: > 5 mm, lettering field size: 20 mm x 8 mm

---

Phoenix Contact 2021 © - all rights reserved  
<http://www.phoenixcontact.com>

PHOENIX CONTACT GmbH & Co. KG  
Flachsmarktstr. 8  
32825 Blomberg  
Germany  
Tel. +49 5235 300  
Fax +49 5235 3 41200  
<http://www.phoenixcontact.com>