

1

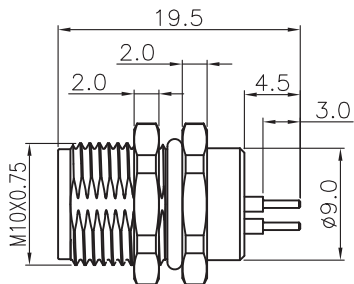
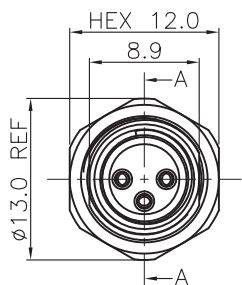
2

3

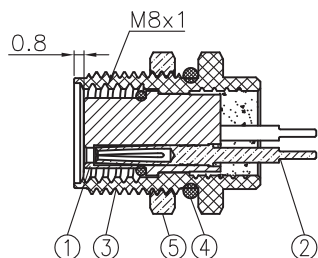
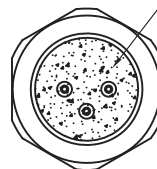
4

5

RoHS Compliant



With Liquid Glue



Section A-A

Pin Assignments Front View

B Coding	Pin Assignments Front View		
5P			
A Coding			

Item	Description	Material	Remark	Q'TY
1	Insulator	Nylon	UL94V-0 Black	1
2	Terminal	Copper Alloy	Gold Plated 3u"	2~8
3	Shell	Copper Alloy	Nickel Plated 60u"	1
4	Seal ring	Silicone	Red	2
5	Nut	Copper Alloy	Nickel Plated 60u"	1

Specifications:

Current Rating:3A(2~5P);1A(6~8P) AC/DC
 Voltage Rating:60V(2~3P);30V(4~8P) AC/DC
 Contact Resistance:5m ohm. Max.
 Insulation Resistance:100M ohm. Min.
 Withstanding Voltage:500V AC/Minute(2~5P)
 250V AC/Minute(6~8P)



Waterproof rate:IP67

Operating Temperature Range:-40°C ~ +100°C

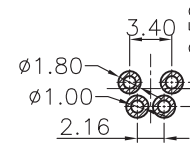
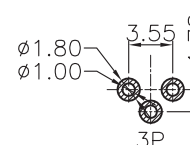
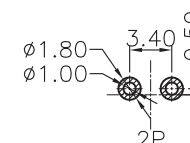
Material and Finish

See Table

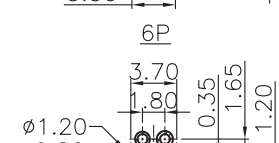
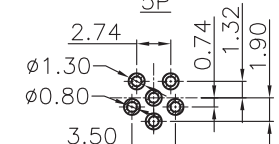
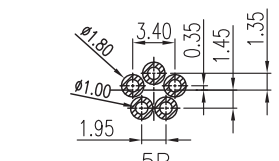
How to Order

M08-XXS-FX-PB4

Panel Lock Thread
 4:M10
 Panel Mount PCB Dip
 A:A Coding;B:B Coding
 Front Fastened
 Socket
 No.of Contacts
 M8



Recommended
 Panel Cut-Out
 Thickness:Max 3.5MM



Recommended P.C.B Layout

F					
E					
D					
C					
B	09-Apr-2019		Andrew		
A	26-JUN-2018		Andrew		
REV	DATE	FILE	BY		

DRAWN:
ANDREW

CHECKED:
BILL

APPROVAL:
NORMAN

GENERAL TOLERANCE:

.X=±0.3
 .XX=±0.2

UNIT: MM
 SCALE: 1:1
 SHEET: 1/1
 PROJECTION:



ON-SHORE TECHNOLOGY, INC.

DESCRIPTION:

M8 SOCKET STRAIGHT FRONT FASTENED DIP TYPE

PART NO:

M08-XXS-FX-PB4