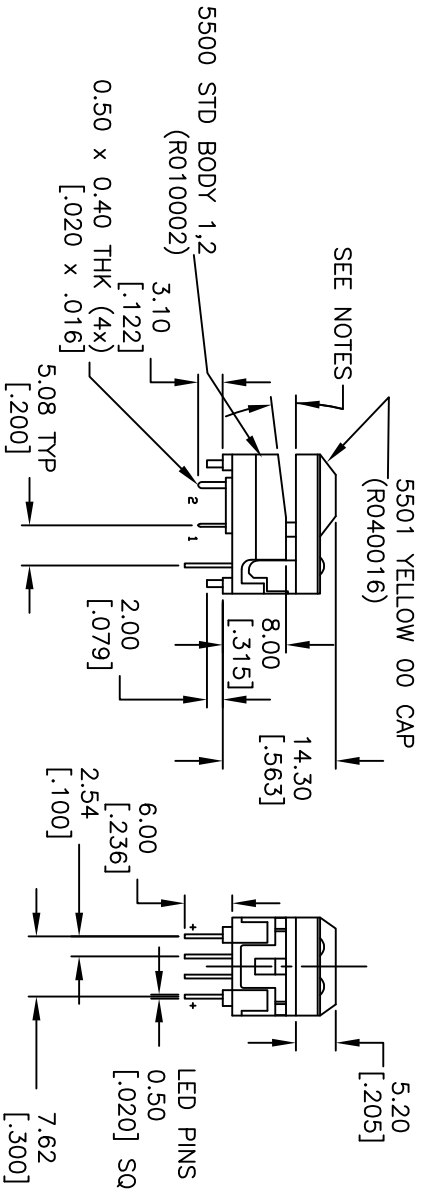
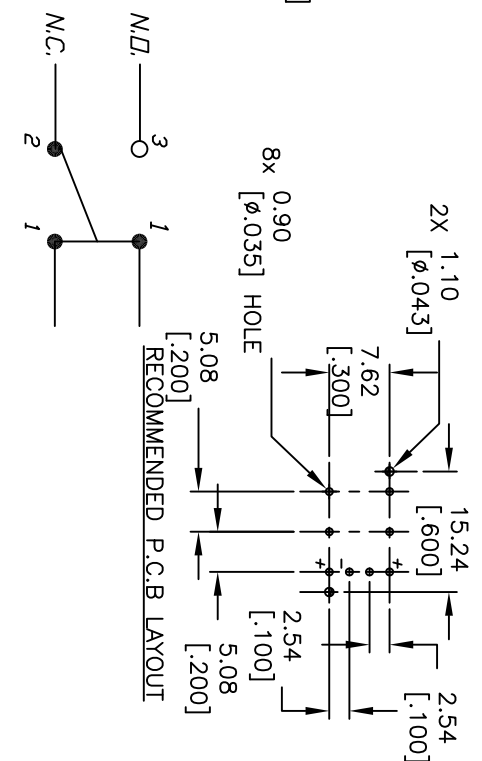
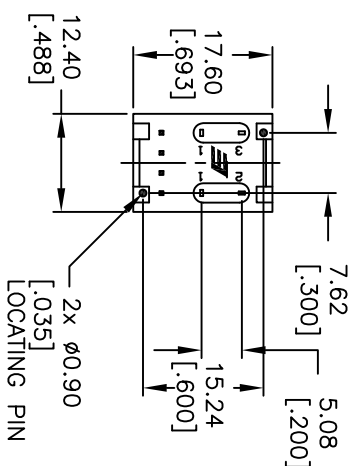


PARAMETERS	SYMBOL	MAX	MIN	TYP.	UNITS
POWER DISSIPATION	P_d	80	--		mW
Ave FORWARD CURRENT	I_{AF}	30	--		mA
PEAK FORWARD CURRENT	I_{PF}	80	--		mA
FORWARD VOLTAGE	V_f	2.8	1.8	2.2	V
REVERSE VOLTAGE	V_r	5	--		V
REVERSE CURRENT	I_r	100	--		μA
EMISSION WAVELENGTH	λ_p			695	nm
LUMINOUS INTENSITY	I_f		0.7	2.2	mcd



PARAMETERS	SYMBOL	MAX	MIN	TYP.	UNITS
POWER DISSIPATION	P_d	100	--		mW
Ave FORWARD CURRENT	I_{AF}	30	--		mA
PEAK FORWARD CURRENT	I_{PF}	120	--		mA
FORWARD VOLTAGE	V_f	2.8	1.9	2.2	V
REVERSE VOLTAGE	V_r	5	--		V
REVERSE CURRENT	I_r	100	--		μA
EMISSION WAVELENGTH	λ_p			570	nm
LUMINOUS INTENSITY	I_f		6.0	15.0	mcd



- NOTES:
1. ALL DIMENSIONS IN MM [INCH]
 2. GENERAL TOLERANCE: X.X=±0.4
X.XX=±0.25
 3. TERM. NOS. FOR REFERENCE ONLY
 4. RATINGS: 12mA @24V
 5. CONTACT FIXED AND MOVING:
COPPER ALLOY W/ GOLD PLATE
 6. CONTINUOUS CURRENT RATING: 120mA
 7. POWER RATING: 240mW
 8. OPERATING FORCE: <200gf
 9. OPERATING TRAVEL: 2.5±0.2mm

REV.	ECN No.	DESCRIPTION	DATE	CHKD
B	11748	REVISED, AND REDRAWN	10/16/01	CJC

TITLE	SCALE	DATE	DR	DWG	REV
5501 M3-1,2	1:1	10/16/01	CJC	XR0221A	B



CIRCUIT: SPDT
CONTACT CONFIGURATION

THE INFORMATION CONTAINED IN THIS DOCUMENT IS PROPRIETARY TO E-SWITCH AND IS NOT TO BE COPIED OR TRANSMITTED