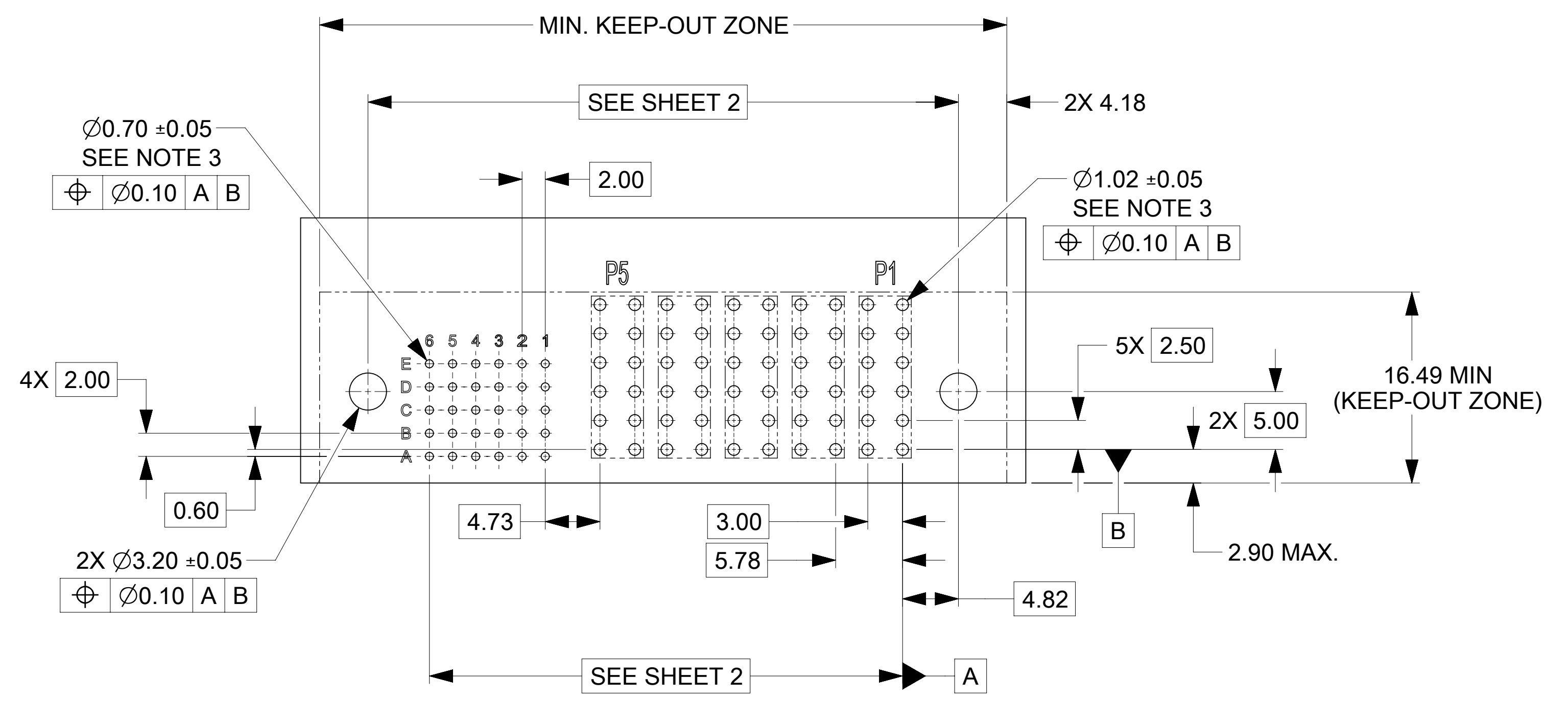


**PLUG MATED TO R/A RECEPTACLE  
MATED PROFILE**



**RECOMMENDED PCB LAYOUT AND KEEP-OUT ZONE**

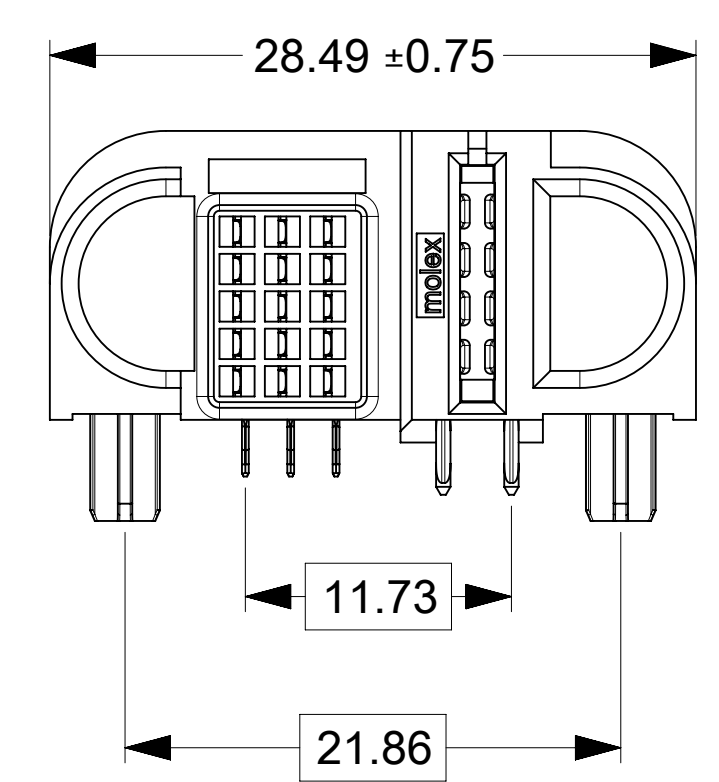
**NOTES:**

1. MATERIAL:
  - HOUSINGS: LCP UL94, V-0, COLOR : BLACK
  - TERMINALS: HIGH CONDUCTIVITY COPPER ALLOY
  - PLATING: 1.27 μm (50 μin) NICKEL OVERALL WITH 2.54 μm (100 μin) SELECTIVE TIN ON TAILS AND 0.762 μm (30 μin) SELECTIVE GOLD ON CONTACT AREA
2. PACKAGING: ASSEMBLIES TO BE TRAY PACKED PER PACKAGING SPEC: 2141150010-PK.
3. PLATED THRU HOLE SIZE, REFER TO PRODUCT SPEC. FOR DETAILS.
4. PRODUCT SPEC: 2141130000-PS.
5. PRODUCT TO MEET RoHS REQUIREMENTS.
6. VERTICAL ASSEMBLY MATES TO MOLEX PLUG 219562XXXX-SD, SEE DRAWING FOR DETAILS.
7. TAIL DESIGN: COMPLIANT PIN.
8. POWER TERMINALS ARE LUBRICATED.
9. APPLICATION SPECIFICATION: 2141130000-AS (FOR COMPLIANT TAILS ONLY).

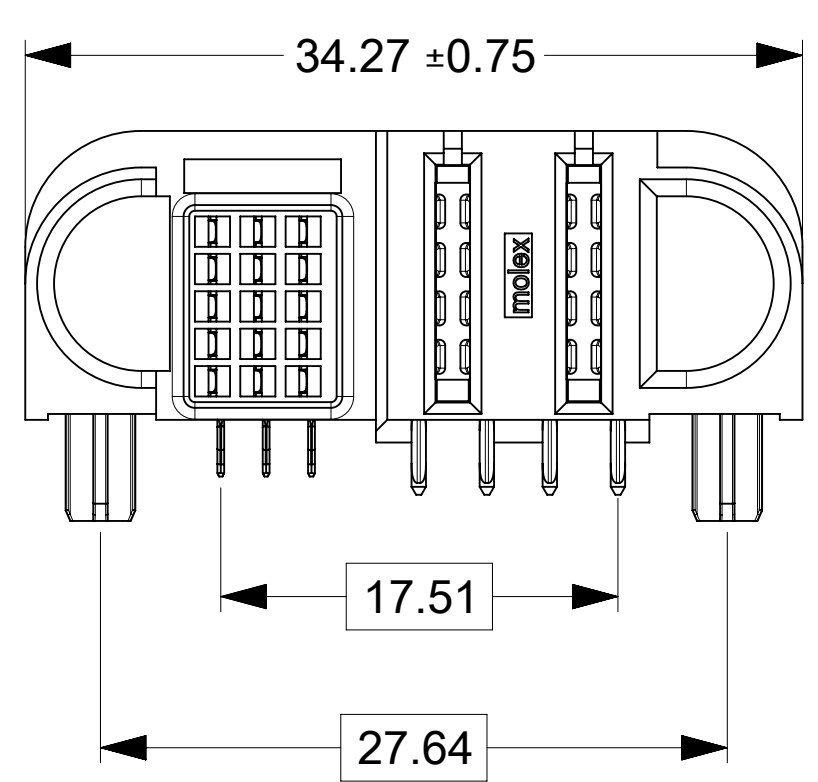
THIS DRAWING CONTAINS INFORMATION THAT IS PROPRIETARY TO MOLEX ELECTRONIC TECHNOLOGIES, LLC AND SHOULD NOT BE USED WITHOUT WRITTEN PERMISSION											
DIMENSION UNITS		SCALE		CURRENT REV DESC:							
mm		3:1									
GENERAL TOLERANCES (UNLESS SPECIFIED)											
ANGULAR TOL											
4 PLACES		±		EC NO: 745288							
3 PLACES		±		DRWN: LZABJANOVSKI		2023/03/24					
2 PLACES		± 0.25		CHK'D: JAYK1		2023/04/10					
1 PLACE		± 0.3		APPR: JAYK1		2023/04/10					
0 PLACES		±		INITIAL REVISION:							
				DRWN: LZABJANOVSKI		2022/04/01					
				APPR: BPISZCZOR		2022/08/04					
DRAFT WHERE APPLICABLE MUST REMAIN WITHIN DIMENSIONS				THIRD ANGLE PROJECTION		DRAWING		SERIES		MATERIAL NUMBER	
						D-SIZE		219564		SEE CHART	
										CUSTOMER	
										SHEET NUMBER	
										1 OF 2	

DOCUMENT STATUS	P1	RELEASE DATE	2023/04/11	17:06:07
-----------------	----	--------------	------------	----------

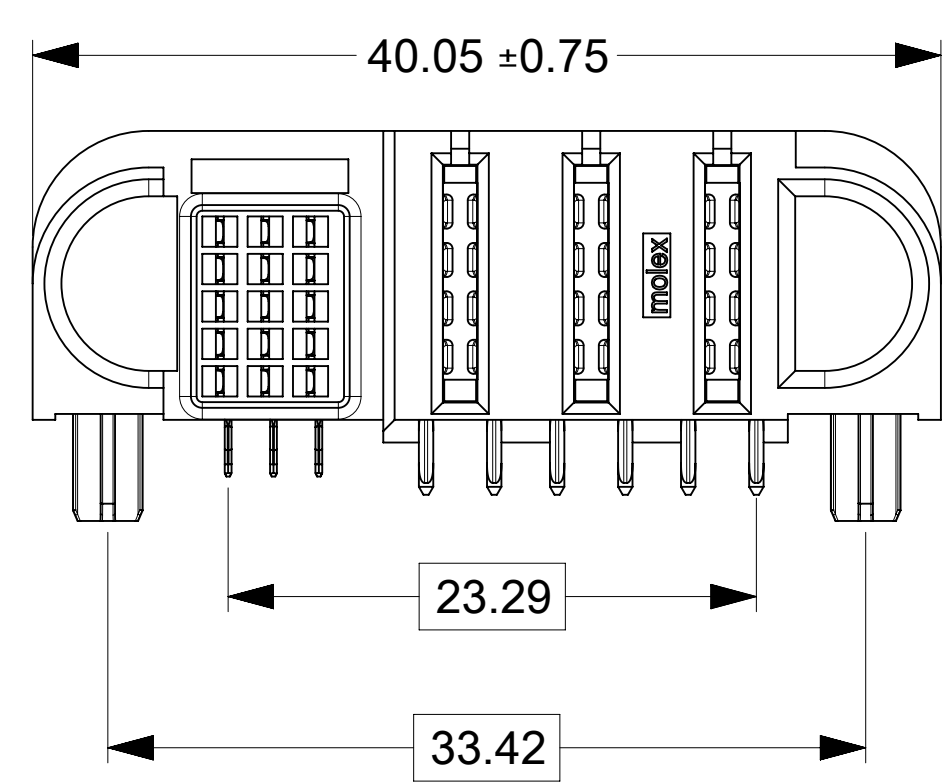
PART NUMBER	CONFIGURATION	QUANTITY PER CARTON (DU)
219564-0011	G+1P+15S+G	135



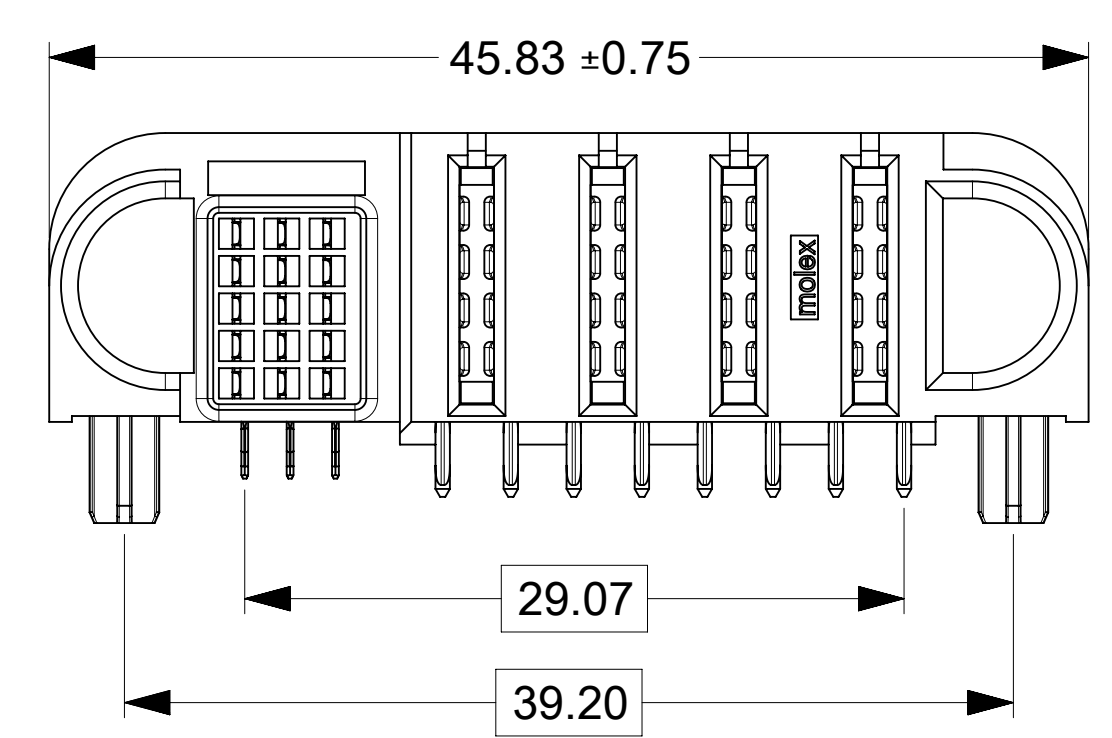
PART NUMBER	CONFIGURATION	QUANTITY PER CARTON (DU)
219564-0012	G+2P+15S+G	105



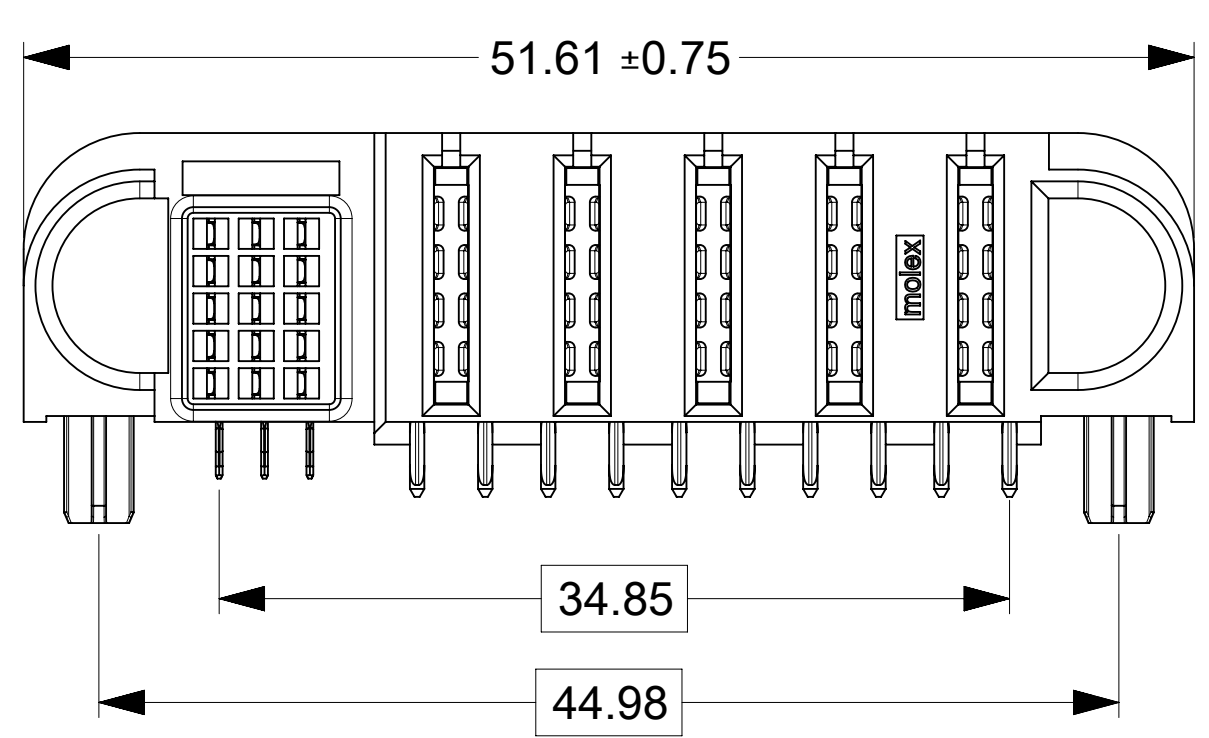
PART NUMBER	CONFIGURATION	QUANTITY PER CARTON (DU)
219564-0013	G+3P+15S+G	90



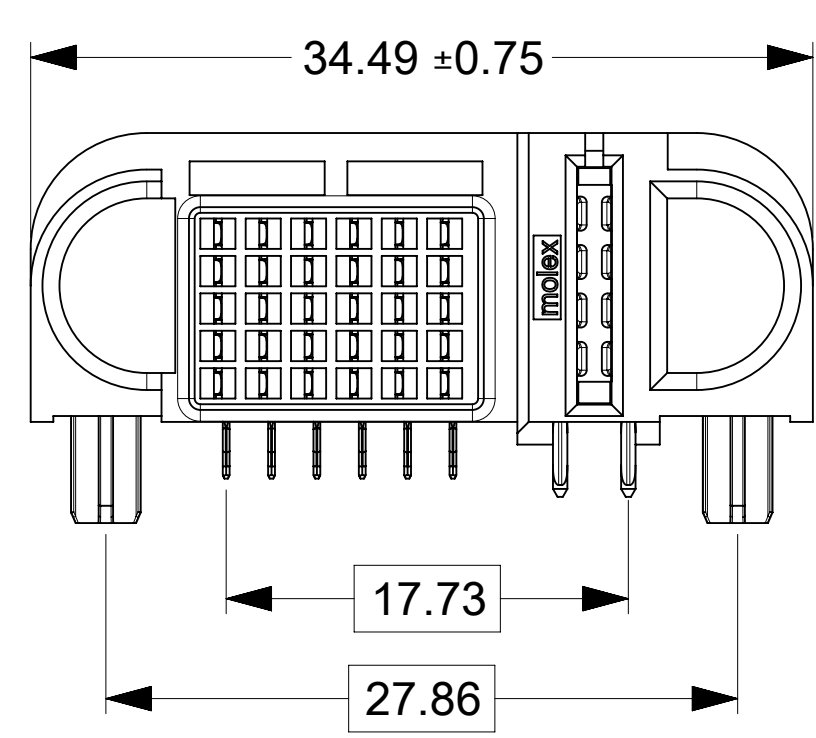
PART NUMBER	CONFIGURATION	QUANTITY PER CARTON (DU)
219564-0014	G+4P+15S+G	75



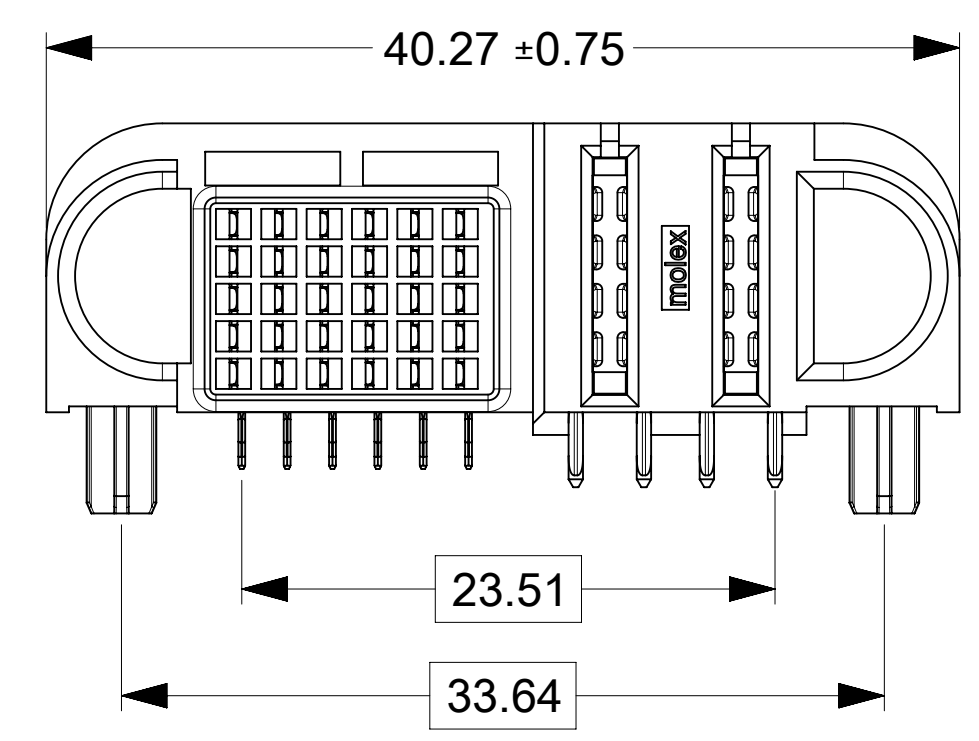
PART NUMBER	CONFIGURATION	QUANTITY PER CARTON (DU)
219564-0015	G+5P+15S+G	75



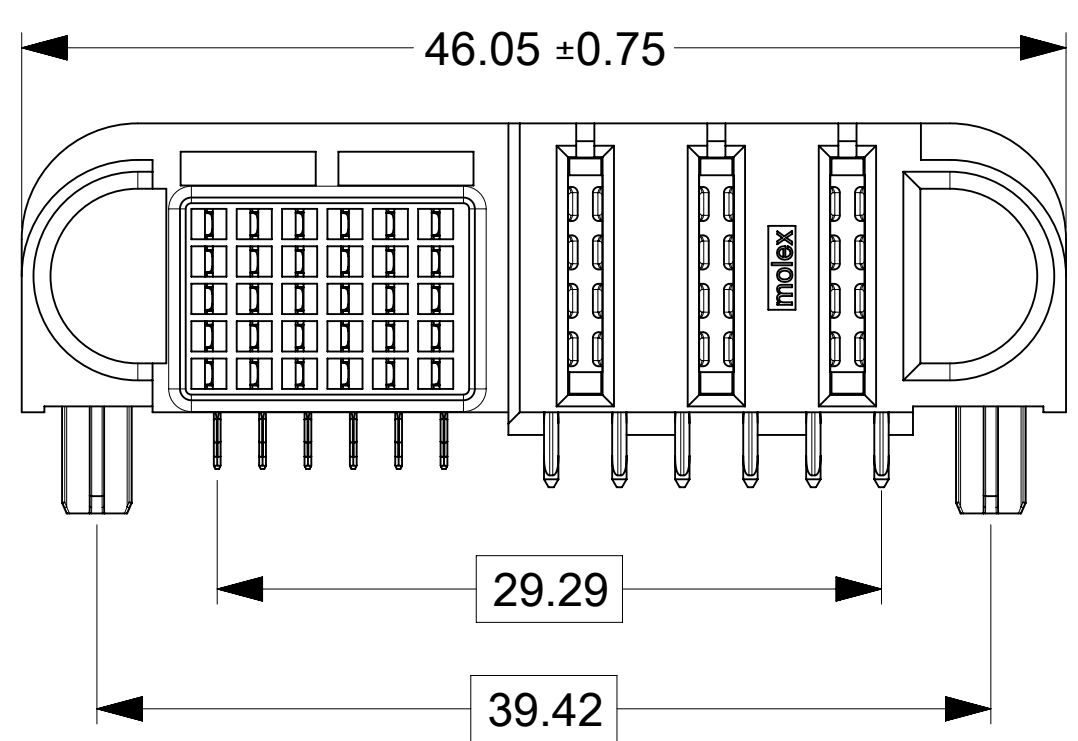
PART NUMBER	CONFIGURATION	QUANTITY PER CARTON (DU)
219564-0016	G+1P+30S+G	105



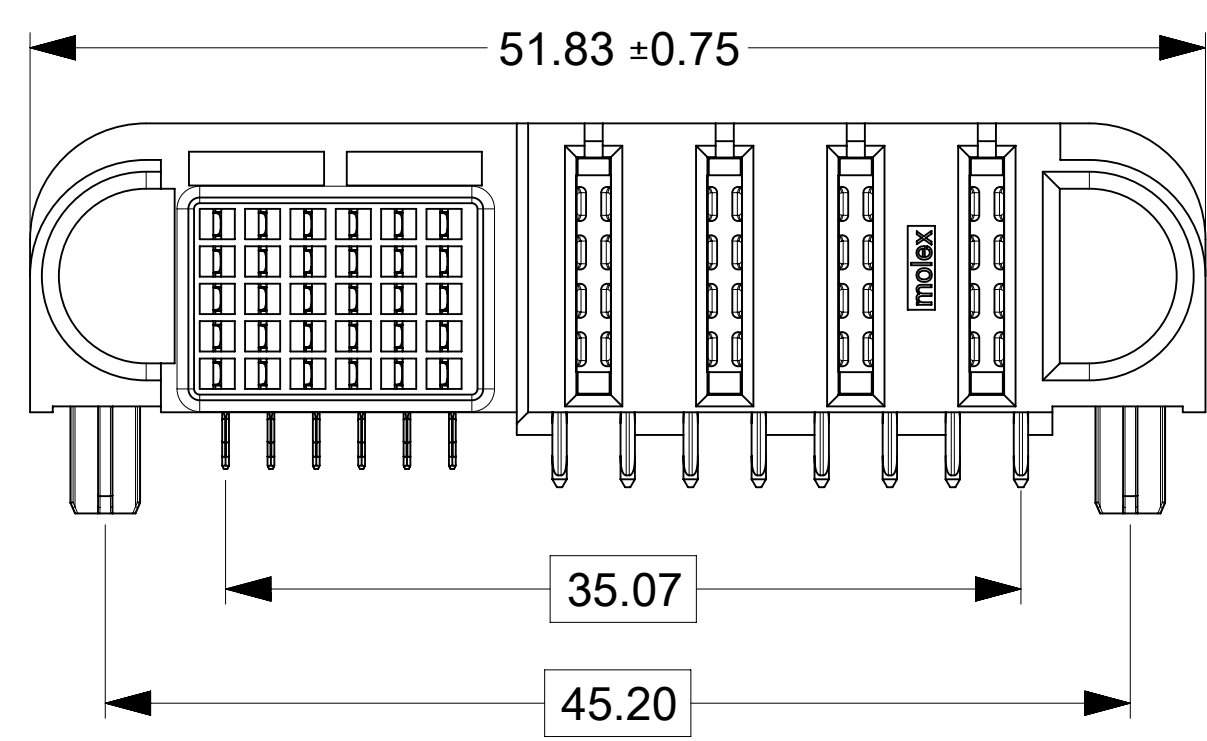
PART NUMBER	CONFIGURATION	QUANTITY PER CARTON (DU)
219564-0017	G+2P+30S+G	90



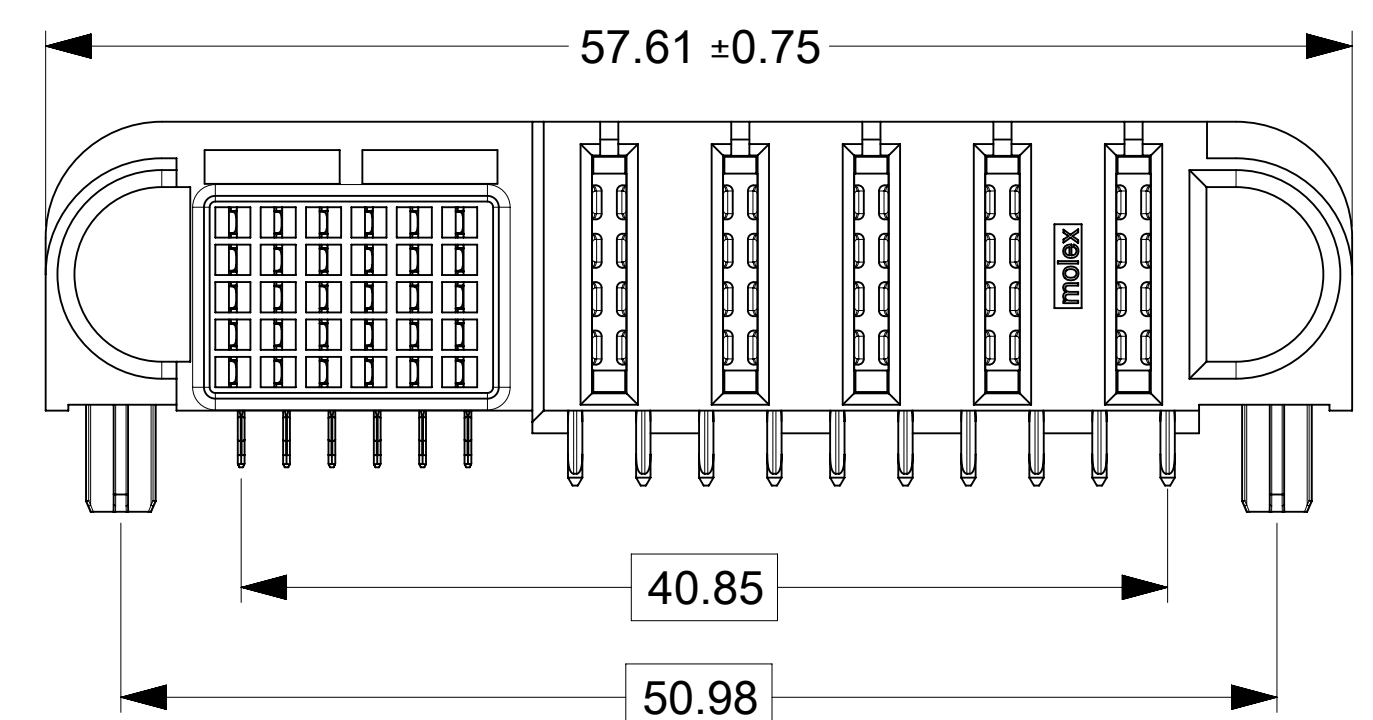
PART NUMBER	CONFIGURATION	QUANTITY PER CARTON (DU)
219564-0018	G+3P+30S+G	75



PART NUMBER	CONFIGURATION	QUANTITY PER CARTON (DU)
219564-0019	G+4P+30S+G	75



PART NUMBER	CONFIGURATION	QUANTITY PER CARTON (DU)
219564-0020	G+5P+30S+G	60



THIS DRAWING CONTAINS INFORMATION THAT IS PROPRIETARY TO MOLEX ELECTRONIC TECHNOLOGIES, LLC AND SHOULD NOT BE USED WITHOUT WRITTEN PERMISSION

DIMENSION UNITS	SCALE	CURRENT REV DESC:
mm	3:1	
GENERAL TOLERANCES (UNLESS SPECIFIED)		
ANGULAR TOL	±	°
4 PLACES	±	
3 PLACES	±	
2 PLACES	±	0.25
1 PLACE	±	0.3
0 PLACES	±	
DRAFT WHERE APPLICABLE MUST REMAIN WITHIN DIMENSIONS		
THIRD ANGLE PROJECTION	DRAWING	SERIES
	D-SIZE	219564
EC NO: 745288		DRWN: LZABJANOVSKI 2023/03/24
CHK'D: JAYK1 2023/04/10		APPR: JAYK1 2023/04/10
INITIAL REVISION:		DRWN: LZABJANOVSKI 2022/04/01
APPR: BPISZCZOR 2022/08/04		
DOCUMENT NUMBER	DOC TYPE	DOC PART
2195649001-SD	PSD	000
MATERIAL NUMBER	CUSTOMER	REVISION
SEE CHART		A3
SHEET NUMBER		
2 OF 2		