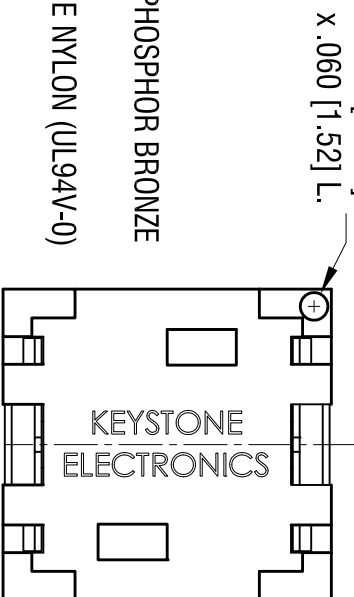
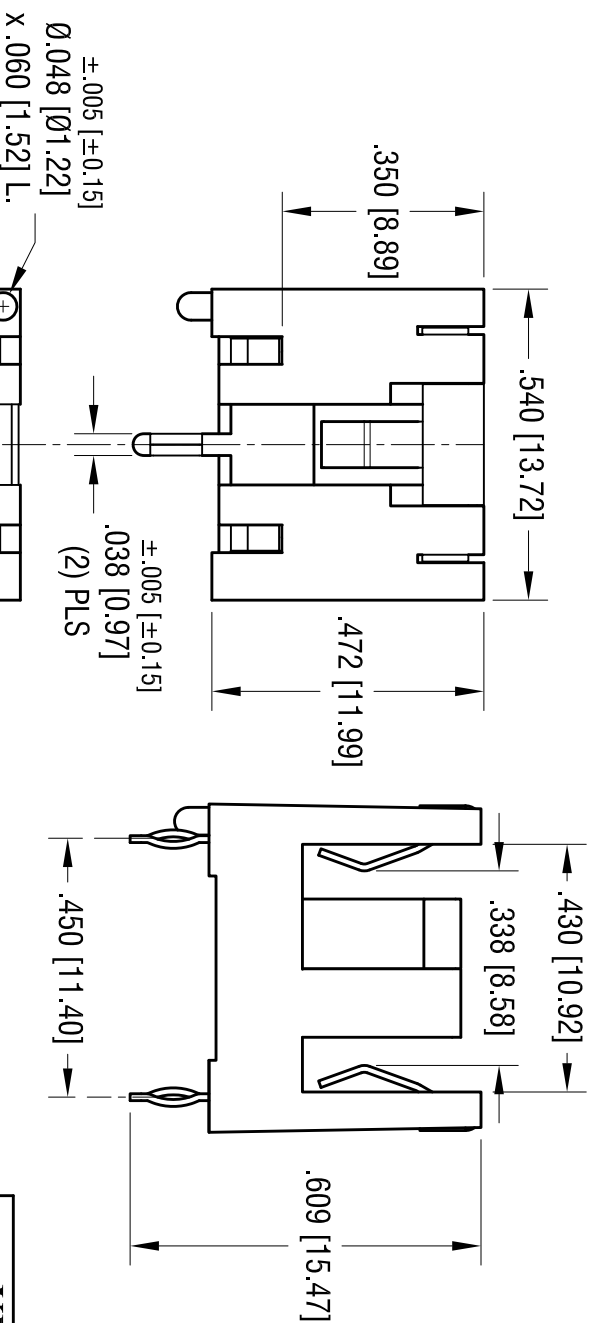
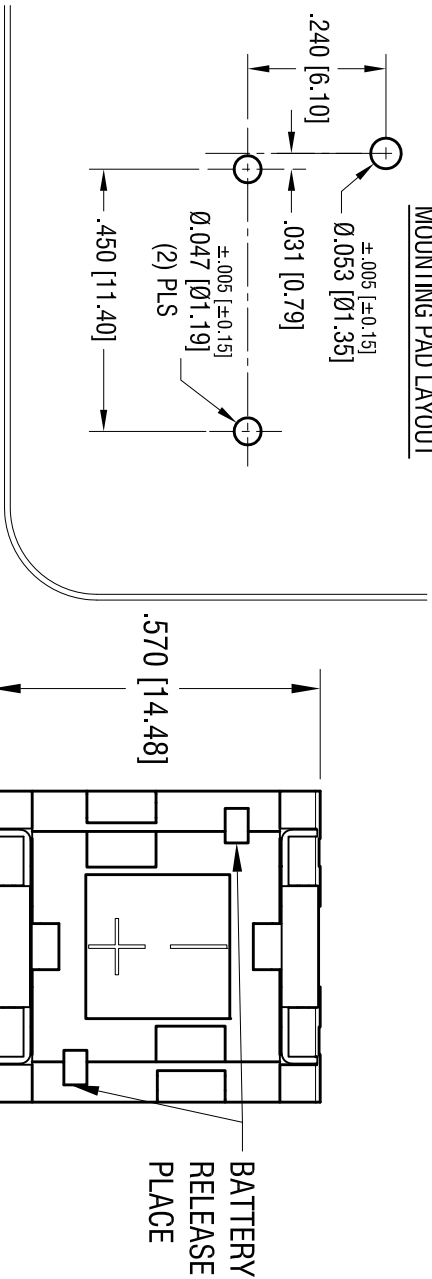
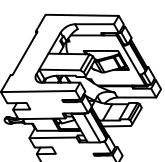


MOUNTING PAD LAYOUT



- NOTE:**
1. CONTACT: MAT'L- .012 [0.30]THK PHOSPHOR BRONZE
FINISH- GOLD PLATE
 2. HOUSING: MAT'L- HEAT RESISTANCE NYLON (UL94V-0)



ACTUAL SIZE

THIS DOCUMENT IS THE PROPERTY OF
KEYSTONE ELECTRONICS CORP. AND
SHALL NOT BE REPRODUCED, DISTRIBUTED
OR USED AS A BASIS FOR MANUFACTURE
WITHOUT PRIOR WRITTEN PERMISSION
FROM KEYSTONE ELECTRONICS CORP.

DATE	DESCRIPTION	REV.
8.06.15	ECN 15-076, PLATING WAS TIN PL. A	

KEYSTONE ELECTRONICS CORP.

www.keystec.com • NEW HYDE PARK, NY 11040 • Tel (516) 328-7500

PART NAME

1/3 N HORIZONTAL PC HOLDER

MATERIAL

AS NOTED

FINISH

AS NOTED

TOLERANCES	INCH	[MM]	CODE
DECIMAL	± .010	[± 0.25]	C
ANGULAR	± 1°		

UNLESS OTHERWISE SPECIFIED

DRN BY	DATE	DWG NO.
NT	4.27.10	
App'D LN	SCALE 3X	

503