

Product Change Notification		Date December 4, 2019
Product	Digi Connect ME 4MB (Plug & Play variants)	

Reason for Change

<input type="checkbox"/> Technical Requirement	<input type="checkbox"/> Product Transition
<input type="checkbox"/> Customer Requirement	<input type="checkbox"/> Product Discontinuation
<input type="checkbox"/> Quality Improvement	<input checked="" type="checkbox"/> Product Enhancement
	<input type="checkbox"/> Other (Brand Change)

Summary	Digi is announcing a software enhancement to the Connect ME 4MB Plug & Play variants to support per-device, unique passwords which are required to comply with new and emerging IoT security regulations.
----------------	---

Reason	<p>Digi is committed to supporting hardware and software products for the long term. This includes periodic firmware updates to keep up with the changing threat of new vulnerabilities within our products. This also includes new features that may be required due to changing legislation.</p> <p>As of January 1, 2020, the California Consumer Privacy Act SB-327 requires all cellular and internet connected devices manufactured after that date to have unique default passwords for each device. This requirement increases security and reduces the likelihood of intrusion and malicious attack. Many Digi products already comply and have unique passwords per device. Digi is updating all remaining products that are manufactured by Digi with default passwords including the Connect ME Plug N Play variants. Other variants of the product including Net-OS and Linux are not impacted by this change since they do not ship with default passwords; in these products, the end customer's application firmware controls the password and they may need to make changes in order to comply with regulatory requirements.</p> <p>Digi is committed to supporting a secure network stack, applications, and features within the Connect ME product family. This is to include future firmware versions for years to come. We recommend all customers conduct a risk review of the security of their end products to make sure that the level of security meets the level needed for their end application.</p>
---------------	---

Affected Part Numbers	
------------------------------	--

EOL SKU	Description	Old Revision	New Revision*
DC-ME4-01T-S	Connect ME -S 4MB Flash	V	W
DC-ME-Y402-S	Connect ME 9210 4/8 -S	P	R

* Sample label attached below.

<p>Availability</p>	<ul style="list-style-type: none"> • Product Samples with unique password will be available 12/31/19, see your Digi Sales Representative • Production release is scheduled for January 2020
----------------------------	---






<p>Details of Change</p>	<ul style="list-style-type: none"> • Firmware will be updated to include a unique password per device, which will be assigned at the time of manufacturing. <p>The unique password will be required for:</p> <ul style="list-style-type: none"> • Adding the device to your Digi Remote Manager® (DRM) device inventory, if the product supports use with Digi Remote Manager. • Configuring your device using a web interface or • Configuring your device using the command line interface (CLI) if the product supports Command line configuration. <p>Each device’s label will be updated with:</p> <ul style="list-style-type: none"> • unique default password • QR code for adding the device to your Digi Remote Manager® (DRM) device inventory with the DRM mobile app. <div data-bbox="501 1050 985 1390" data-label="Image"> </div> <ul style="list-style-type: none"> • A spare label for each device will be shipped loose in each tray in an envelope. We recommend you keep this label for your records, in case the device is ever returned to factory defaults. Technical Support can also retrieve the unique password based on the unique Mac address. • Documentation, such as Quick Start and User Guides, will be updated. <p>Digi recommends customers:</p> <ul style="list-style-type: none"> • Keep record of your devices’ unique default passwords by retaining the spare labels with your hardware records. • Utilize the DRM mobile app for adding devices to your DRM inventory. It’s as easy as scanning the QR code on the box, device, or spare label.
---------------------------------	--

	<ul style="list-style-type: none"> Share these instructions with anyone who will be unboxing and installing Digi devices with unique default passwords. <p>Customers are strongly urged to follow best practices and ensure that all devices have unique passwords.</p> <ul style="list-style-type: none"> Consult the following page for latest information and any further updates: https://www.digi.com/support/knowledge-base/unique-default-passwords-for-digi-products
--	---

Contact/Questions	Please contact your Digi Sales Representative or Technical Support team via email at tech.support@digi.com
--------------------------	---

Issued By	Digi International Embedded Product Management
------------------	--

Packaging label

<p>DIGI Connect ME -S 4MB Flash</p> <p>P/N:(1P) DC-ME4-01T-S</p>  <p>S/N:(S) 0101010110101010 ?</p>  <p>CoO: ???</p>	 <p>Rev level</p>	<p>UPC/EAN</p>  <p>6 63072 93216 9 95022145A</p> <p style="text-align: center; font-size: 2em;">CE</p> <p style="text-align: center;">digi.com</p> 
---	---	--