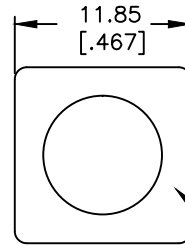
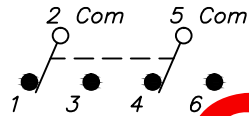


RECOMMENDED P.C.B. LAYOUT



320.094 GRY
(B0435)



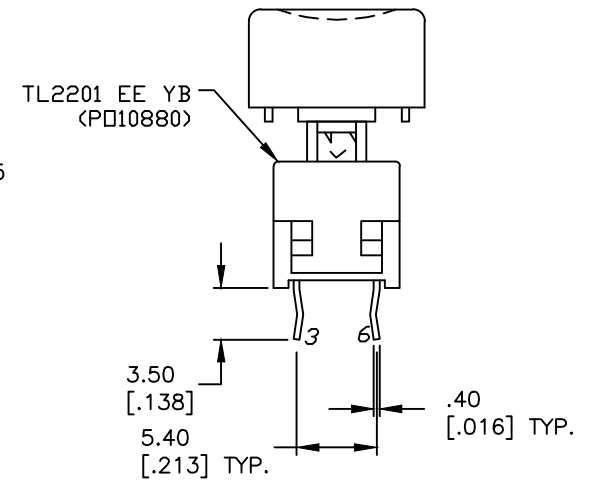
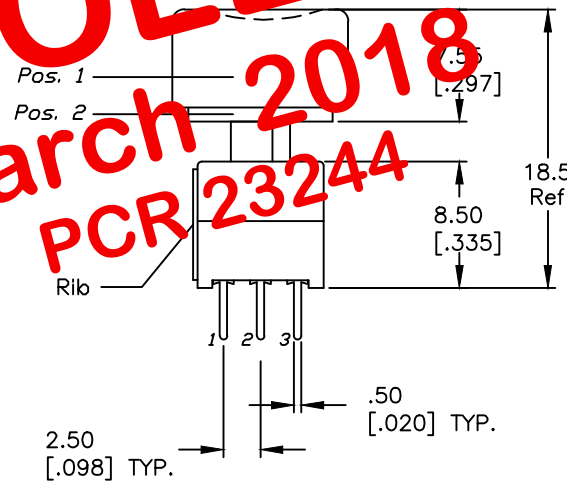
CIRCUIT: 2PD

SWITCH FUNCTION	
PDS 1	PDS 2
DN	DN
2-1,5-4	2-3,5-6

OBSOLETE

March 2018

PCR 23244



NOTES:

1. ALL DIMENSIONS IN MM [INCH]
2. GENERAL TOLERANCE: X.X=±0.4
X.XX=±0.25
3. TERM. NOS. FOR REF. ONLY
4. RATING: 0.1A @30V DC
5. TRAVEL: TRAVEL=2.50±0.38
LOCK=1.34±0.38
6. OPERATING FORCE:180±50gf
7. CONTACT RESISTANCE: 50mILLI-Ohms MAX. Initially
8. ELECTRICAL LIFE (at Full Load):
10,000 Cycles Make & Break
- ▲ 9. DESIGNATE MAJOR FEATURE:

E-SWITCH®

TITLE		TL2201 EE Y B (w/320.094 Gry)			
SCALE	DATE	DR	DWG	REV	
2:1	12/4/02	CB	XP0246A	A	

A	12609	RELEASED FOR PRODUCTION	12/4/02	CB
REV.	ECN No.	DESCRIPTION	DATE	CHKD
THE INFORMATION CONTAINED IN THIS DOCUMENT IS PROPRIETARY TO E-SWITCH AND IS NOT TO BE COPIED OR TRANSFERRED				