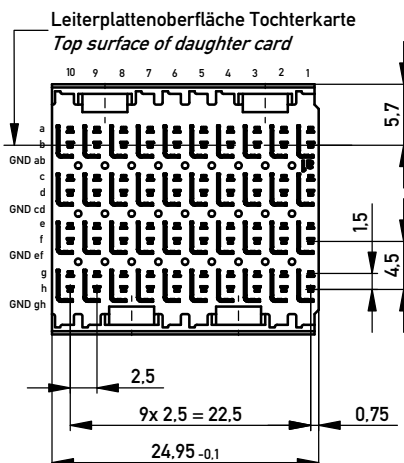
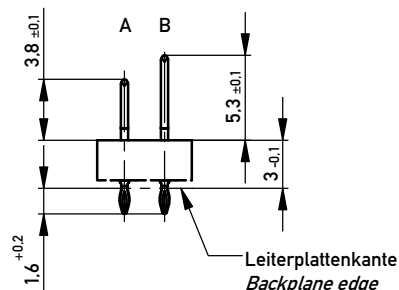


Messerkontakte sind im Paar symmetrisch angeordnet  
Male contacts within pairs are arranged symmetrically

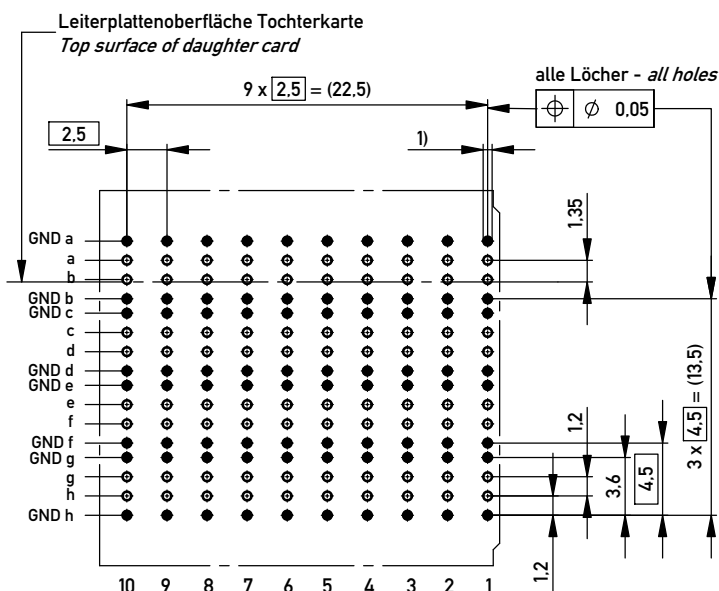
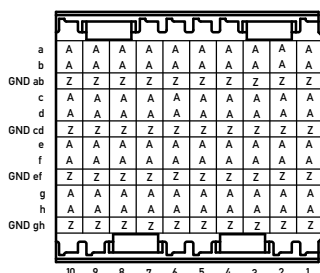
Kontaktversionen, Messerkontakte  
Contact Selection Options, Male Contacts



Lochbild für Leiterplatte PCB drill hole pattern  
(Sicht auf Bestückungsseite) (Component mounting side)

MAßSTAB 3 : 1

Bestückungsplan - contact layout



1)  $\Phi 0.46 \pm 0.05$  Durchmesser des metallisierten Loches  
 $\Phi 0.46 \pm 0.05$  Diameter of finished plated-through hole

$\Phi 0.55 \pm 0.02$  Bohrdurchmesser des Loches  
 $\Phi 0.55 \pm 0.02$  Diameter of drilled hole

Schichtaufbau im metallisierten Loch  
siehe Zeichnung 384191

Metal plating of plated-through hole  
see drawing 384191

Information: A+Z siehe Bestückungsplan see contact layout	Tolerances	Scale 2:1		
	All rights reserved. Only for Information. To ensure that this is the latest version of this drawing, please contact one of the ERNI companies before using.	Subject to modification without prior notice. Drawing will not be updated.	Designation <b>ERmet ZDplus Messerleiste 4-10</b> <b>ERmet ZDplus Male Con. 4-10</b>	
ERNI  www.ERNI.com		<b>394452</b>		I
b	04.10.2012	Class		A3
Index	Date	ERMZD+		

Copyright by ERNI GmbH  
Proprietary notice pursuant to ISO 16016 to be observed.