版数 REV.	年月日 DATE	DCN NO.	変更内容 DESCRIPTION	製図 DR.	担当 CHK.	査閲 APPD.	承認 APPD.

図面番号(DRAWING NO.) SJ036012

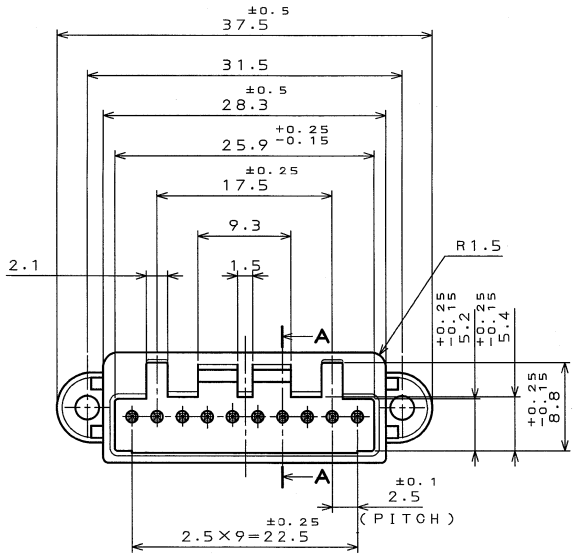

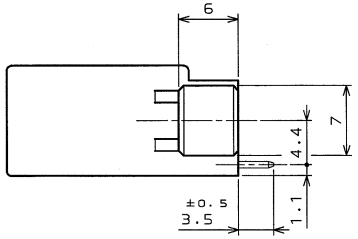

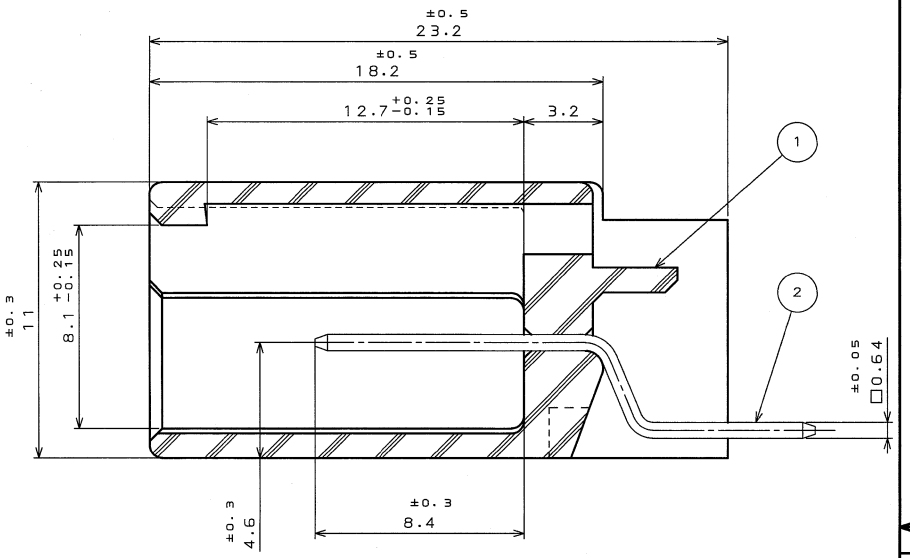

SECT. A−A
(SCALE 5:1)

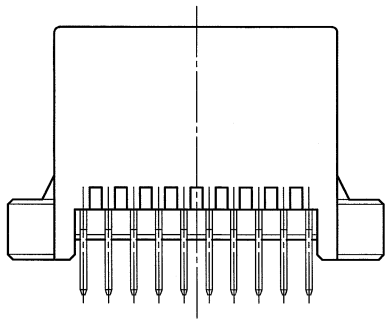

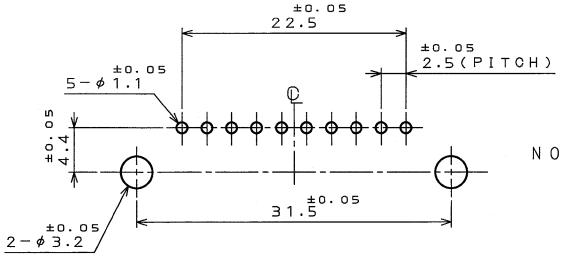

P.C.B. HOLE PATTERNS(REF.)
基板取付穴寸法(参考)

NOTE 1. TOOLING MARK APPEARS IN RAISED LETTERS.
2. COMPANY LOGO "JAE" APPEARS IN RAISED LETTERS.
3. MATERIAL MARK APPEARS IN RAISED LETTERS.
4. NO PLATING ON THE CHAMFERED ENDS OF CONTACT.

注 1. 金型マークを浮き出す。
2. 社標を浮き出す。
3. 材料マークを浮き出す。
4. コンタクト先端部に、メッキは付かない。

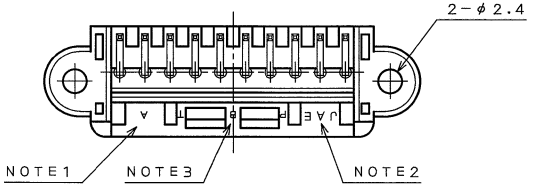

符号 NO.	名称 DESCRIPTION	個数 QTY.	材料 MATERIAL	仕上 FINISH	備考 REMARKS
2	CONTACT	10	BRASS	TIN PLATING	
1	INSULATOR	1	PBT		COLOR:GREEN

仕様書(SPECIFICATION): JACS-1309

第1版(ORIGINAL DATE): 7.May.2001

製図 DR.	T.NAKAYA
担当 CHK.	K.HASEBE
査閲 APPD.	M.WATANABE
承認 APPD.	Y.ICHIYAMA

一般公差(GENERAL TOLERANCE)

寸法(DIMENSION)	角度(ANGLES)
. ±0.8	X° ±
.X ±0.4	X°X' ±
.XX ±	
.XXX ±	

尺度(SCALE): 2:1

シリーズ(SERIES): IL-AG7

名称(TITLE): IL-AG7-10P-S3T2

重量(WEIGHT):

日本航空電子工業株式会社
JAPAN AVIATION ELECTRONICS INDUSTRY, LTD.

図面番号(DRAWING NO.): SJ036012

版数(REV.): 1

SIZE A3

CDS-01-110-10220

DOF-0-212D(98.02)

JAE-CONNECTOR.COM
Reference Only

JAE Connector Div. Proprietary.
Copyright©,Japan Aviation Electronics Industry,Ltd.

本図面は日本航空電子工業(株)の所有する情報を含むもので当社の許可なく複製を禁止する。
THIS DRAWING CONTAINS INFORMATION THAT IS PROPRIETARY TO JAE AND CAN NOT BE REPRODUCED WITHOUT WRITTEN CONSENT OF JAE.