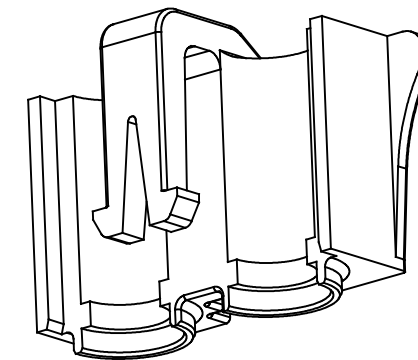
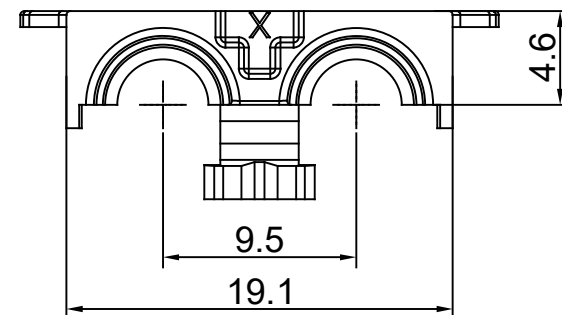
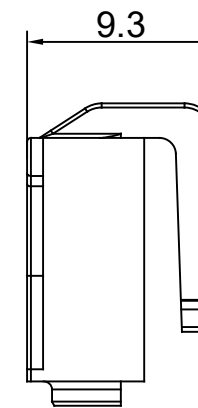
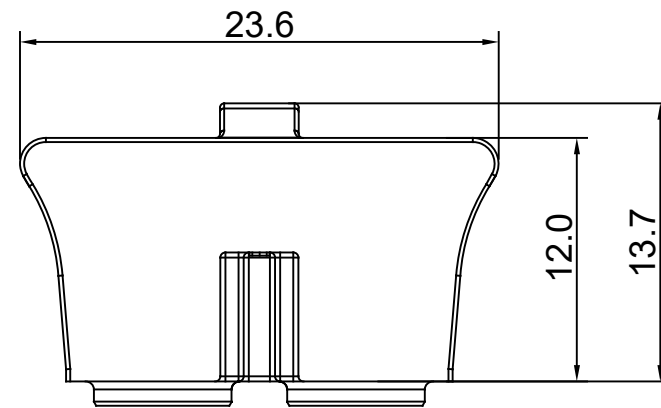


REVISIONS					
REV	ECO	DESCRIPTION	DATE	BY	APPR
A1	--	FIRST RELEASED	APR-10-2020	BLINK	TOMMY



TITLE: TELECOM 2.4mm CONNECTOR, POSITION PLATE FOR CONTACT  
 DWG NO: PL000735  
 REV: A1  
 SH: 1  
 OF: 1

NOTES: (UNLESS OTHERWISE SPECIFIED)

- MATERIAL:  
SHELL: THERMOPLASTIC, UL94 V-0.
- SPECIFICATIONS:  
2.1, OPERATING TEMPERATURE: -40~125°C.  
2.2 RoHS COMPLIANT.
- ALL DIMENSIONS ARE FOR REFERENCE USE ONLY.

QUANTITY	PART NUMBER	DESCRIPTION	ITEM
<b>MATERIALS LIST</b>			
UNLESS OTHERWISE SPECIFIED 1) All dimensions are in metric(mm). 2) Tolerances are as follows: 1 PL DEC ±0.30 2 PL DEC ±0.15 3 PL DEC ±0.08 Fractions ±1/64 Angles ±1° 3) Note reference =  X		SIGNATURES DRAWN: BLINK CHECKED: ORION ENGINEER: APPROVAL: TOMMY	DATE APR-10-2020 APR-13-2020 APR-15-2020
MATERIAL SPECIFICATIONS:		<b>Amphenol</b> Sine Systems - www.amphenol-sine.com 44724 Morley Drive Clinton Township, MI 48036	
PROCESS SPECIFICATIONS:		2.4MM, RETAINERCLIP FOR USE WITH PL000734, PRM SERIES™	
NEXT ASSY:		THIS DRAWING IS SUPPLIED FOR INFORMATION ONLY. DESIGN FEATURES, SPECIFICATIONS AND PERFORMANCE DATA SHOWN HEREON ARE THE PROPERTY OF THE AMPHENOL CORPORATION. NO RIGHTS OF REPRODUCTION ARE IMPLIED. ALL DIMENSIONS ARE SUBJECT TO NORMAL MANUFACTURING VARIATIONS.	SIZE: B C- SCALE: NONE
		DWG NO: PL000735 REVISION: A1	SHEET 1 OF 1