

Contact carriers - SACC-MCI-M12MS-4CON - 1440931

Please be informed that the data shown in this PDF Document is generated from our Online Catalog. Please find the complete data in the user's documentation. Our General Terms of Use for Downloads are valid (<http://download.phoenixcontact.com>)



4-pos. contact carrier, with splice ring, A-coded

The figure shows the 4-pos. version of the product



Key commercial data

Packing unit	1 1
Weight per Piece (excluding packing)	1.0 GRM
Custom tariff number	85366990
Country of origin	Germany

Technical data

Ambient conditions

Ambient temperature (operation)	-25 °C ... 85 °C (Plug / socket)
Degree of protection	IP67

General

Rated current at 40°C	4 A
Rated voltage	250 V
Number of positions	4
Contact resistance	≤ 3 mΩ
Insulation resistance	≥ 100 MΩ
Coding	A - standard
Standards/regulations	M12 connector IEC 61076-2-101
Status display	No
Surge voltage category	II
Pollution degree	3

Contact carriers - SACC-MCI-M12MS-4CON - 1440931

Technical data

General

Connection method	Crimp contacts
Mounting type	Front mounting Square flange 25 mm side length

Material

Inflammability class according to UL 94	V0
Contact carrier material	PA 66

Cable

Conductor cross section	0.34 mm ²
-------------------------	----------------------

Classifications

eCl@ss

eCl@ss 4.0	27250313
eCl@ss 4.1	27250313
eCl@ss 5.0	27143423
eCl@ss 5.1	27143423
eCl@ss 6.0	27143423
eCl@ss 7.0	27449001
eCl@ss 8.0	27449001

ETIM

ETIM 4.0	EC002061
ETIM 5.0	EC002061

UNSPSC

UNSPSC 6.01	31251501
UNSPSC 7.0901	31251501
UNSPSC 11	31251501
UNSPSC 12.01	31251501
UNSPSC 13.2	31251501

Approvals

Approvals

Approvals

GOST / GOST


Contact carriers - SACC-MCI-M12MS-4CON - 1440931

Approvals

Ex Approvals

Approvals submitted

Approval details



Accessories

Accessories

Crimp contact

Crimp contact - CC-1,0-ST-0,34-MS AU - 1452356



Crimp contact, diameter 1 mm, for all 3 to 5-pos. contact inserts, crimp range from 0.08 mm² - 0.34 mm².

Panel mounting base

Flange - SACC-MSQ-M12MS-25-3,2 SCO - 1419959

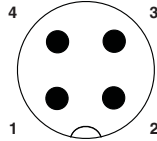


Flange housing, 25 mm x 25 mm

Drawings

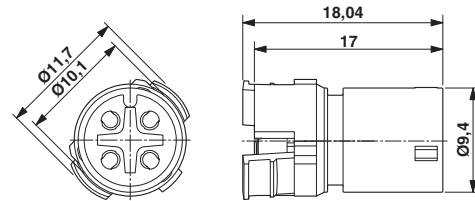
Contact carriers - SACC-MCI-M12MS-4CON - 1440931

Schematic diagram




Pin assignment M12 plug, 4-pos., A-coded, view plug side

Dimensioned drawing



Contact carrier and insulating body

Circuit diagram



Contact assignment of the M12 plug