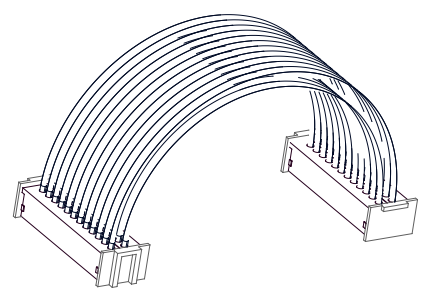
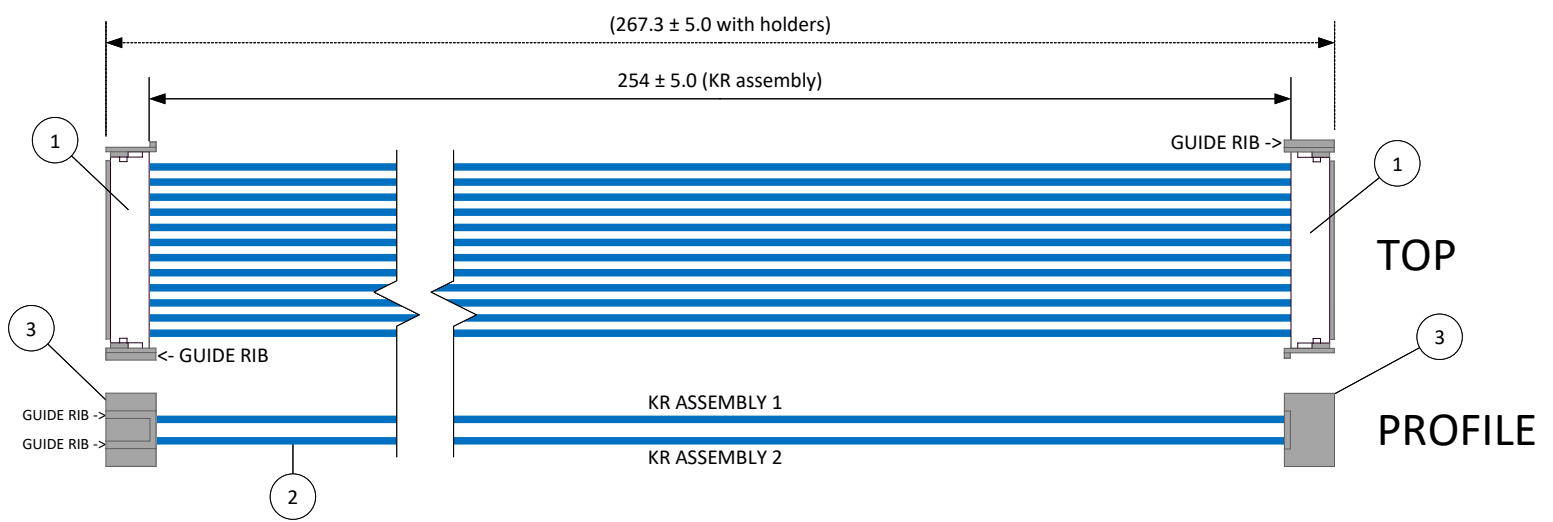
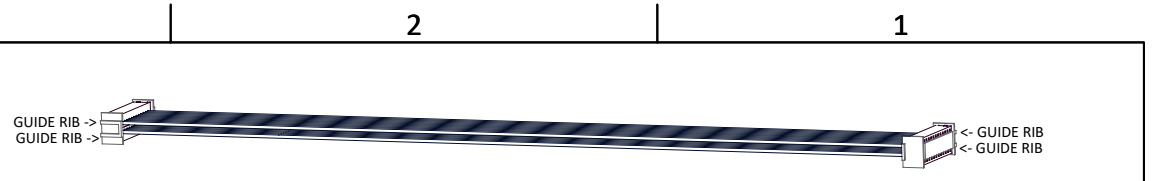


THIS DRAWING CONTAINS INFORMATION THAT IS PROPRIETARY TO J.S.T. AND SHALL NOT BE USED OR SHOWN WITHOUT WRITTEN PERMISSION.

ITEM	QTY.	PART NO.	DESCRIPTION
1	4	12KR-6S-P	KR CONNECTOR
2	6,336 mm	UL1061, 26AWG	BLUE
3	2	KRWH-24C-H	GRAY



Electrical Specifications
Current: 1.0A AC/DC
Voltage: 100V AC/DC

DIMENSIONS All dimensions are in MM with a tolerance of +/- 5.0 unless otherwise specified.	SCALE 1: 1	DESCRIPTION 2.0 mm Pitch KRW Catalog Standard Assembly - 10" Inside Length
	ASSEMBLY PART NO. A24KRW24KRW26E254C	
DRAWN BY STEVEN PILKINGTON	DRAWING NO. GAM-1063	DATE 10/26/2021
CHECKED BY CHELSEA COLE		

REV.	DESCRIPTION	DATE	BY