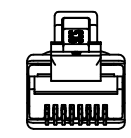
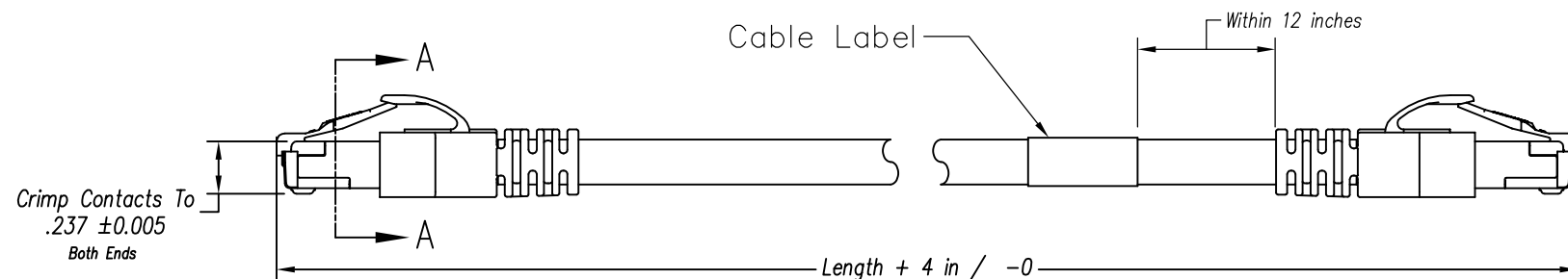


DATE	REV	ECN	APP'D. BY
02/26/18	A0	--	JC



**Notes:**

- 1) Each cable assembly to be individually bagged.
- 2) 50μ" Gold plating on contacts
- 3) Cable Construction:
  - 26AWG Stranded
  - 4Pr, F/UTP, Type CMR
  - PVC Jacket
- 4) Slimline Snagless Strain Relief
- 5) 100% Transmission Tested for Performance

**P/N Key:**

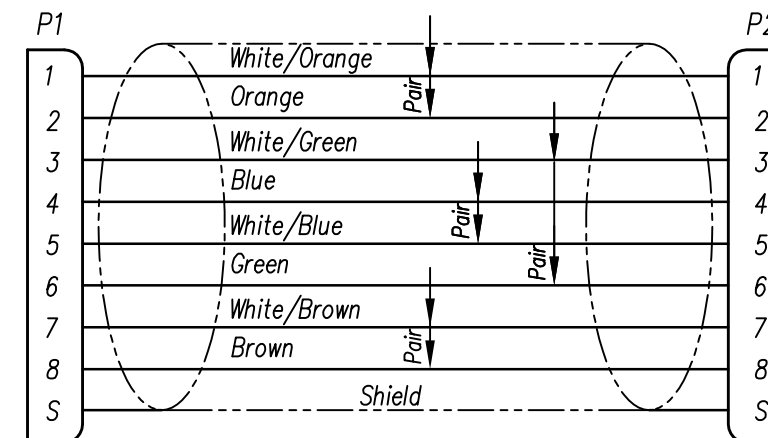
BM-6ASxxxxF

UOM  
F = Feet

Color  
E = Blue  
G = Grey  
K = Black

Length	
XXX	Feet
001	1
003	3
005	5
007	7
010	10
015	15
025	25

**Wiring Map: 568B Standard**


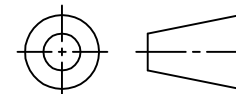


**Example Parts Numbers**

P/N	Color	Length
BM-6ASG001F	Grey	1'
BM-6ASE010F	Blue	10'
BM-6ASK025F	Black	25'

For Part Numbers Not Shown Follow Part Number Key Format

THIRD ANGLE PROJECTION



**bel**

206 Van Vorst Street  
Jersey City, NJ 07302  
+1 201 432 0463  
<http://www.belfuse.com>

DO NOT SCALE DRAWING  
DRAWING IS SUBJECT TO  
CHANGE WITHOUT NOTICE

DIMENSIONS: INCHES [METRIC]

UNLESS OTHERWISE SPECIFIED  
TOLERANCES ARE ±.005 [0.13]  
ANGLES ARE ± 1°

SHEET NO. 1 OF 1

TITLE: **Bel Patchcord Assembly, C6A F/UTP, 26 awg**

THIS DRAWING AND THE SUBJECT MATTER SHOWN THEREON ARE CONFIDENTIAL AND THE PROPRIETARY PROPERTY OF BEL FUSE, INC. AND SHALL NOT BE REPRODUCED, COPIED, OR USED IN ANY MANNER WITHOUT PRIOR WRITTEN CONSENT OF BEL FUSE, INC.

DRN BY: TLS DATE 02/26/18

APPD BY: JC DATE 02/26/18

DWG NO. CT999171 REV. A0