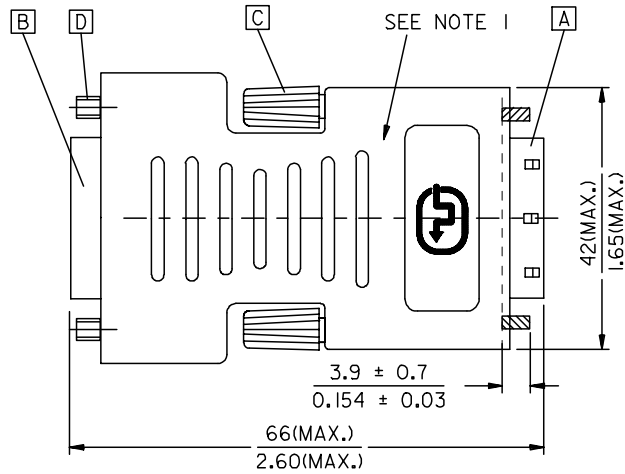
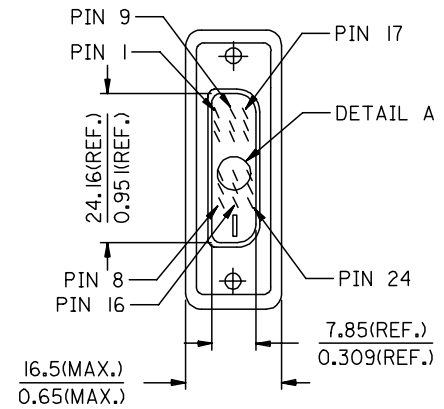
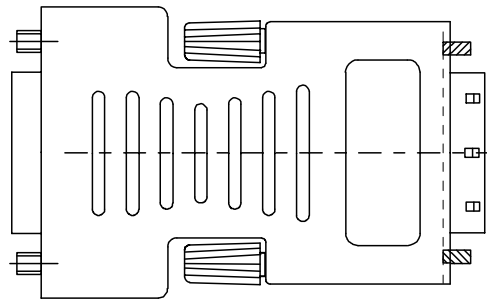


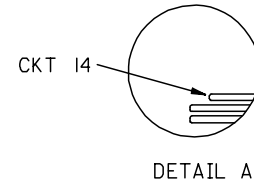
P&D-D(F)



BACK SIDE



DVI_D(M)



DETAIL A

ENTER DESCRIPTION EC NO: DG2006-0186 DRWN:PDAI CHKD: APPR:TKAN	2006/03/09 2006/03/09 2006/03/10	QUALITY SYMBOLS ▽=0 ◻=0	GENERAL TOLERANCES (UNLESS SPECIFIED)		DIMENSION STYLE MM/IN		SCALE ---	DESIGN UNITS METRIC	THIRD ANGLE PROJECTION		
	DESCRIPTION		mm	INCH	DRAWN BY	DATE	TITLE				
	REV		4 PLACES	± ---	± ---	PDAI	2006/03/07	DVI_D(M)-P&D(F) ADAPTER			
			3 PLACES	± ---	± ---	CHECKED BY	DATE	MOLEX INCORPORATED			
	2 PLACES	± ---	± ---	ZXDENG	2006/03/07	MATERIAL NO.		DOCUMENT NO.	SHEET NO.		
	1 PLACE	± ---	± ---	APPROVED BY	DATE	88741-8900		SD-88741-010	1 OF 2		
	ANGULAR	± ---°		BORON	2006/03/07	THIS DRAWING CONTAINS INFORMATION THAT IS PROPRIETARY TO MOLEX INCORPORATED AND SHOULD NOT BE USED WITHOUT WRITTEN PERMISSION					

E

E

NOTE: 1. MOLD WITH SNOW WHITE PVC RESIN 887800076 FOR ADAPTOR COVER.

- 2. DVI CONNCECTOR SPECIFICATION
 - 2.1 REFER TO PRODUCT SPEC. PS74320-0001.
 - 2.2 CONTACT PLATING: AU FLASH.
- 3. ELECTRICAL PERFORMANCE
 - 3.1 INSULATION RESISANCE: 20 M Ohms Min
 - 3.2 DIELECTRIC STRENGTH: 300V DC FOR 10 MILLISECONDS.
- 4. ADAPTOR SPECIFICATION
 - 4.1 REFER TO PRODUCT SPEC. PS88741-8800.
- 5. THIS PRODUCT MUST MEET MX RoHS COMPLIANCE.

7. MATERIAL LIST

D	P&D CONNECTOR FEMALE SCREW 717810001
C	ADAPTER SCREW 887806003
B	P&D FEMALE CONNECTOR 737129000
A	DVI_D SINGLE CHANNEL G/F CONNECTOR 743230001
ITEM	DESCRIPTION

D

D

6. CONNECTION DIAGRAM

SHIEDL	SHIELD	GROUND
PIN 15	PIN 24	TMDS CLOCK-
PIN 14	PIN 23	TMDS CLOCK+
PIN 7	PIN 22	TMDS CLOCK SHIELD
PIN 23	PIN 19	TMDS DATA 0 SHIELD
PIN 21	PIN 18	TMDS DATA 0+
PIN 22	PIN 17	TMDS DATA 0-
PIN 8	PIN 16	HOT PLUG DETECT
PIN 25	PIN 15	GROUND(+5V & HV SYNC.)
PIN 28	PIN 14	POWER +5V
PIN 13	PIN 11	TMDS DATA 1 SHIELD
PIN 11	PIN 10	TMDS DATA 1+
PIN 12	PIN 9	TMDS DATA 1-
PIN 26	PIN 7	DDC DATA
PIN 27	PIN 6	DDC CLOCK
PIN 3	PIN 3	TMDS DATA 2 SHIELD
PIN 1	PIN 2	TMDS DATA 2+
PIN 2	PIN 1	TMDS DATA 2-
P&D	DVI_D	CABLE FUNCTION

C

C

B

B

A

A

ENTER DESCRIPTION EC NO: DG2006-0186 DRWN: PDAI CHKD: APPR: KAN 2006/03/09 2006/03/09 2006/03/10	QUALITY SYMBOLS	GENERAL TOLERANCES (UNLESS SPECIFIED)		DIMENSION STYLE		SCALE	DESIGN UNITS	THIRD ANGLE PROJECTION	
	= 0 = 0	mm	INCH	MM/IN		---	METRIC		
		4 PLACES ± ---	± ---	DRAWN BY PDAI		DATE 2006/03/07	TITLE DVI_D(M)-P&D(F) ADAPTER		
	DESCRIPTION	3 PLACES ± ---	± ---	CHECKED BY ZXDENG		DATE 2006/03/07	MOLEX INCORPORATED		
		2 PLACES ± ---	± ---	APPROVED BY BORON		DATE 2006/03/07			
1 PLACE ± ---		± ---	ANGULAR ± ---°		MATERIAL NO. 88741-8900	DOCUMENT NO. SD-88741-010	SHEET NO. 2 OF 2		
REV	DRAFT WHERE APPLICABLE MUST REMAIN WITHIN DIMENSIONS		THIS DRAWING CONTAINS INFORMATION THAT IS PROPRIETARY TO MOLEX INCORPORATED AND SHOULD NOT BE USED WITHOUT WRITTEN PERMISSION						