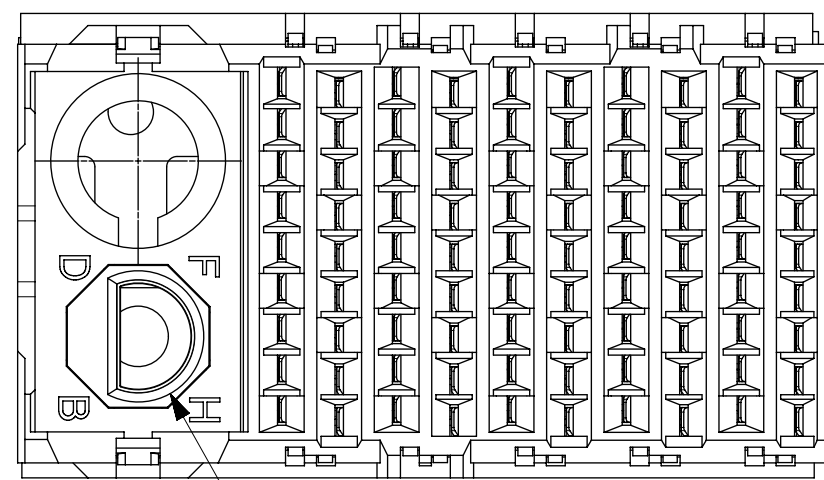


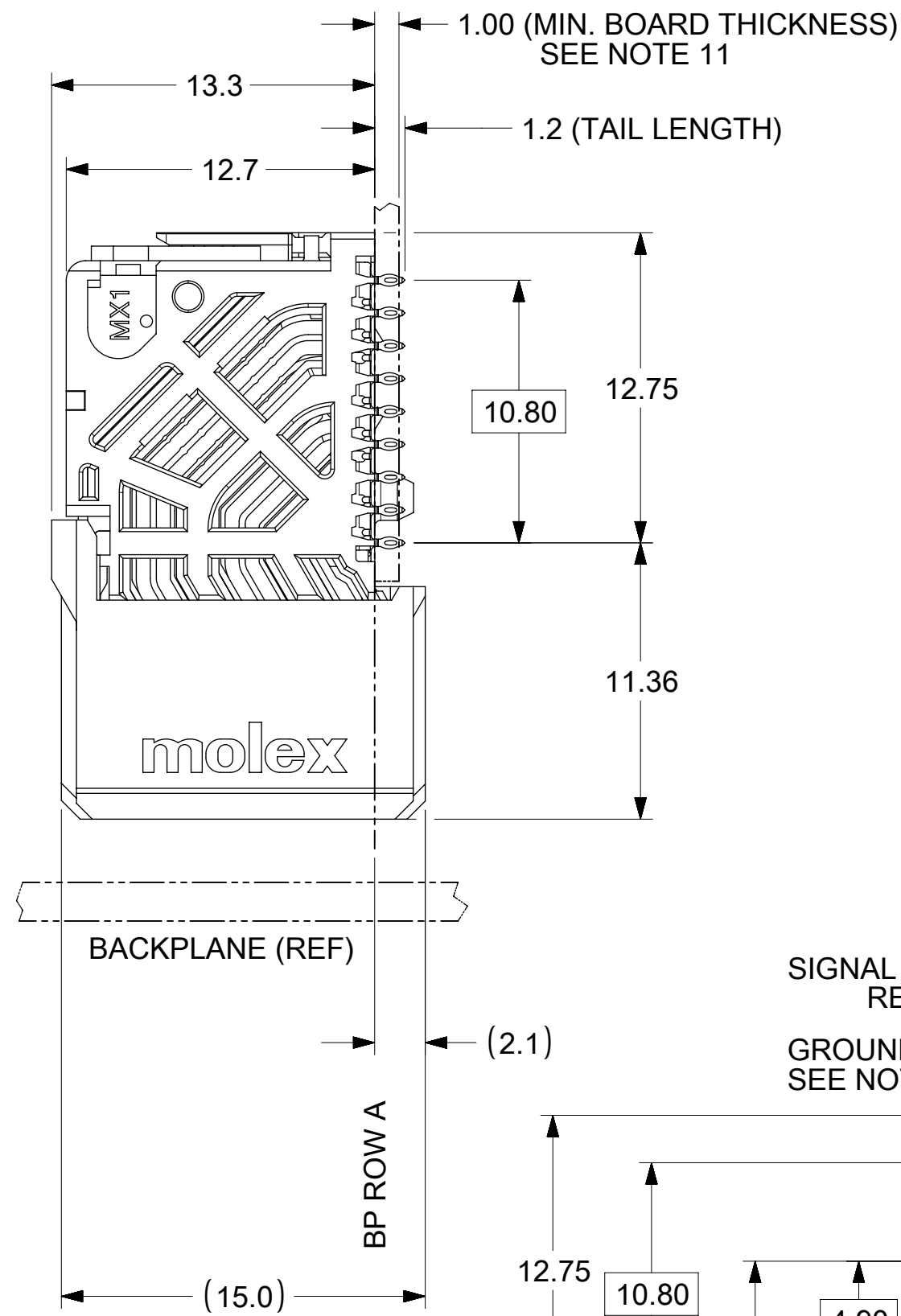
SEE NOTE 13



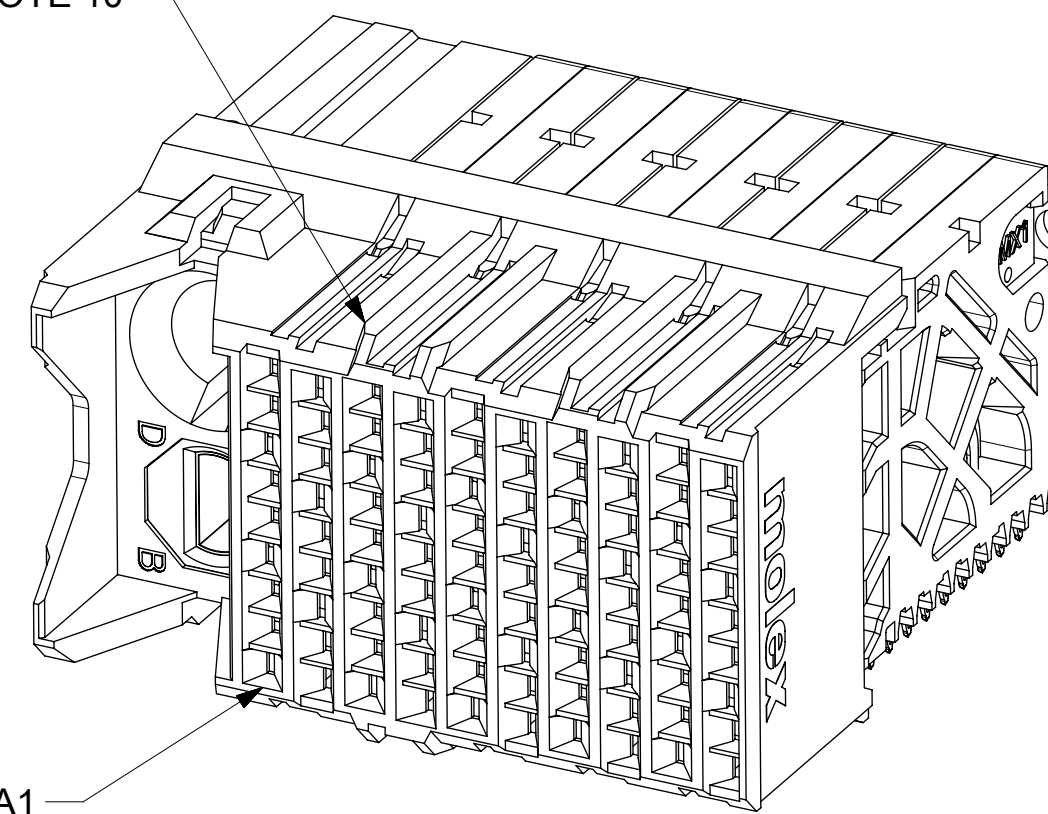
KEY SHOWN IN POSITION G

NOTES:

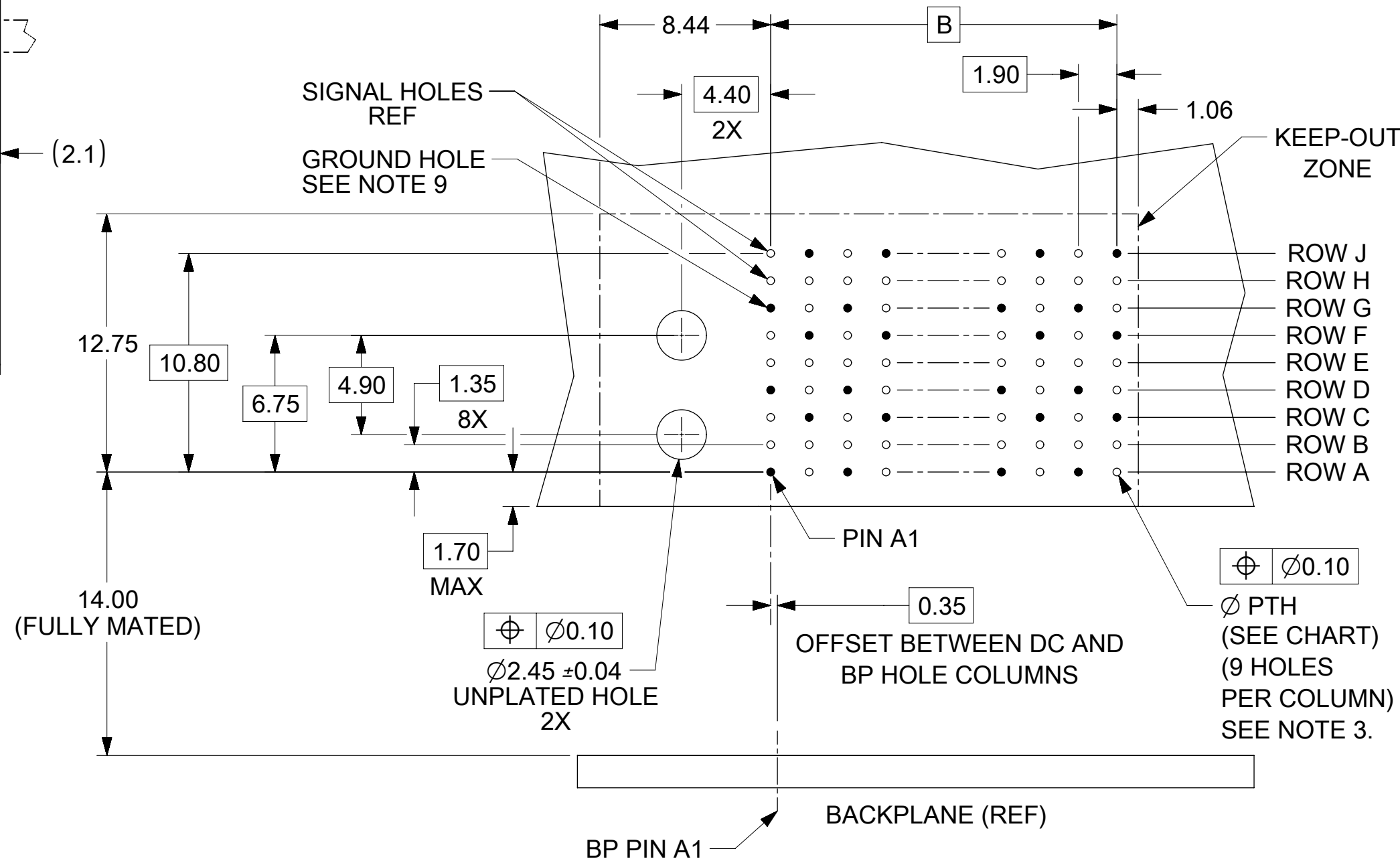
1. MATERIALS: HOUSING - LIQUID CRYSTAL POLYMER (LCP), GLASS-FILLED, UL94V-0
TERMINALS - HIGH PERFORMANCE COPPER ALLOY
2. FINISH: 30 μIN MIN SELECTIVE GOLD IN CONTACT AREA, SELECTIVE TIN
ON PCB TAILS. NICKEL OVERALL.
3. REFER TO MOLEX PRODUCT SPEC PS-170540-999 FOR PERFORMANCE SPECIFICATIONS
AND ADDITIONAL PCB INFORMATION.
4. EACH SIGNAL WAFER CONTAINS 2 COLUMNS OF TERMINALS.
5. PRODUCT IS PACKAGED PER PK-70873-591.
6. THIS PART CONFORMS TO CLASS B REQUIREMENTS OF COSMETIC SPEC PS-45499-002.
7. REFER TO MOLEX SALES DRAWING SD-170525-0002 OR RSD-170522-XXXX FOR THE
MATING HEADERS.
8. REFER TO MOLEX PCB ROUTING GUIDE AS-76060-990 FOR ANTIPAD AND ROUTING
RECOMMENDATIONS.
9. GROUND PATHS ARE NOT DISCRETE CIRCUITS WITHIN CONNECTOR DUE TO PRESENCE
OF PLUS CLIP.
10. PART NUMBER 170530-3720 SHOWN ON DRAWING. KEYING FEATURES WILL CHANGE
WITH COLUMN SIZE.
11. MINIMUM BOARD THICKNESS OF 1.00 mm FOR COMPLIANT PIN FUNCTIONALITY
12. WHEN USING MOLEX SUPPLIED # 2-32 SCREW 73726-0005 (7.62 +0.38/-0.76
THREADABLE SCREW LENGTH), THE FUNCTIONAL BOARD THICKNESS IS 1.9mm TO 2.5mm.
13. MARKING: LOCATED APPROXIMATELY AS SHOWN. PART NUMBER AND DATE CODE.



SEE NOTE 10



PIN A1



DAUGHTERCARD HOLE PATTERN (CONNECTOR SIDE)

THIS DRAWING CONTAINS INFORMATION THAT IS PROPRIETARY TO MOLEX ELECTRONIC TECHNOLOGIES, LLC AND SHOULD NOT BE USED WITHOUT WRITTEN PERMISSION									
DIMENSION UNITS		SCALE		CURRENT REV DESC: MIGRATED TO NX					
mm		NTS		<p>IMPACT 3 PAIR PLUS 85OHM DAUGHTERCARD SIGNAL GUIDE LEFT SALES DWG</p> <p>PRODUCT CUSTOMER DRAWING</p> <p>DOCUMENT NUMBER: SD-170530-0002 DOC TYPE: PSD DOC PART: 001 REVISION: B3</p> <p>MATERIAL NUMBER: SEE CHART CUSTOMER: GENERAL MARKET SHEET NUMBER: 1 OF 2</p>					
GENERAL TOLERANCES (UNLESS SPECIFIED)									
ANGULAR TOL ± 0.5°									
4 PLACES ±									
3 PLACES ±									
2 PLACES ± 0.13									
1 PLACE ± 0.25									
0 PLACES ±									
DRAFT WHERE APPLICABLE MUST REMAIN WITHIN DIMENSIONS				THIRD ANGLE PROJECTION		DRAWING		SERIES	
		C-SIZE		170530					

DOCUMENT STATUS	P1	RELEASE DATE	2019/02/20	10:38:15
-----------------	----	--------------	------------	----------

MATERIAL NUMBER	# OF COLUMNS	# OF DIFF PAIR	ESD GUIDE	DIM "A" MAX	DIM "B"	PTH ϕ
170530-3*08	8	24	NO	22.80	13.30	0.46 ± 0.05
170530-3*10	10	30	NO	26.60	17.10	
170530-3*12	12	36	NO	30.40	20.90	
170530-3*16	16	48	NO	38.00	28.50	
170530-3*38	8	24	NO	22.80	13.30	0.39 ± 0.05
170530-3*20	10	30	NO	26.60	17.10	
170530-3*22	12	36	NO	30.40	20.90	
170530-3*26	16	48	NO	38.00	28.50	

170530-3***

MODULE & TAIL PLATING TYPE
3 = LEFT GUIDED, LEAD-FREE

POLARIZATION KEY ORIENTATION

0 = NO KEY
1 = A 5 = E
2 = B 6 = F
3 = C 7 = G
4 = D 8 = H

OF COLUMNS
08 = 8 COL 0.46 PTH
10 = 10 COL 0.46 PTH
12 = 12 COL 0.46 PTH
16 = 16 COL 0.46 PTH
20 = 10 COL 0.39 PTH
22 = 12 COL 0.39 PTH
26 = 16 COL 0.39 PTH
38 = 8 COL 0.39 PTH

THIS DRAWING CONTAINS INFORMATION THAT IS PROPRIETARY TO MOLEX ELECTRONIC TECHNOLOGIES, LLC AND SHOULD NOT BE USED WITHOUT WRITTEN PERMISSION									
DIMENSION UNITS		SCALE		CURRENT REV DESC: MIGRATED TO NX				molex	
mm		NTS							
GENERAL TOLERANCES (UNLESS SPECIFIED)				EC NO: 612222				IMPACT 3 PAIR PLUS 85OHM	
ANGULAR TOL $\pm 0.5^\circ$				DRWN: BREVANSIDDAB 2018/11/26				DAUGHTERCARD SIGNAL GUIDE LEFT SALES DWG	
4 PLACES \pm				CHK'D: TMARRI 2019/02/19					
3 PLACES \pm				APPR: BOKOK 2019/02/20				PRODUCT CUSTOMER DRAWING	
2 PLACES ± 0.13				INITIAL REVISION:				DOCUMENT NUMBER	
1 PLACE ± 0.25				DRWN: JLAURX 2010/09/27				SD-170530-0002	
0 PLACES \pm				APPR: JLAURX 2010/10/19				DOC TYPE	
DRAFT WHERE APPLICABLE MUST REMAIN WITHIN DIMENSIONS				THIRD ANGLE PROJECTION		DRAWING		DOC PART	
						C-SIZE		REVISION	
				SERIES		MATERIAL NUMBER		SHEET NUMBER	
				170530		SEE CHART		2 OF 2	
						CUSTOMER			
						GENERAL MARKET			