

Feed-through terminal block - UK 10 N RD - 3022315

Please be informed that the data shown in this PDF Document is generated from our Online Catalog. Please find the complete data in the user's documentation. Our General Terms of Use for Downloads are valid (<http://download.phoenixcontact.com>)



Feed-through terminal block, Connection method: Screw connection, Number of positions: 1, Cross section: 0.5 mm² - 16 mm², AWG: 20 - 6, Width: 10.2 mm, Color: red, Mounting type: NS 35/7,5, NS 35/15



Key commercial data

Packing unit	1 1
Weight per Piece (excluding packing)	17.22 GRM
Custom tariff number	85369010
Country of origin	China

Technical data

General

Number of levels	1
Number of connections	2
Color	red
Insulating material	PA
Inflammability class according to UL 94	V0
Maximum load current	76 A (with 16 mm ² conductor cross section)
Rated surge voltage	8 kV
Pollution degree	3
Surge voltage category	III
Insulating material group	I
Connection in acc. with standard	IEC 60947-7-1
Nominal current I _N	57 A
Nominal voltage U _N	800 V
Open side panel	ja

Feed-through terminal block - UK 10 N RD - 3022315

Technical data

General

Number of positions	1
---------------------	---

Dimensions

Width	10.2 mm
Length	42.5 mm
Height NS 35/7,5	47.3 mm
Height NS 35/15	54.8 mm
Height NS 32	52 mm

Connection data

Conductor cross section solid min.	0.5 mm ²
Conductor cross section solid max.	16 mm ²
Conductor cross section AWG/kcmil min.	20
Conductor cross section AWG/kcmil max.	6
Conductor cross section stranded min.	0.5 mm ²
Conductor cross section stranded max.	10 mm ²
Min. AWG conductor cross section, stranded	20
Max. AWG conductor cross section, stranded	8
Conductor cross section stranded, with ferrule without plastic sleeve min.	0.5 mm ²
Conductor cross section stranded, with ferrule without plastic sleeve max.	10 mm ²
Conductor cross section stranded, with ferrule with plastic sleeve min.	0.5 mm ²
Conductor cross section stranded, with ferrule with plastic sleeve max.	6 mm ²
2 conductors with same cross section, solid min.	0.5 mm ²
2 conductors with same cross section, solid max.	4 mm ²
2 conductors with same cross section, stranded min.	0.5 mm ²
2 conductors with same cross section, stranded max.	4 mm ²
2 conductors with same cross section, stranded, TWIN ferrules with plastic sleeve, min.	0.5 mm ²
2 conductors with same cross section, stranded, TWIN ferrules with plastic sleeve, max.	6 mm ²
2 conductors with same cross section, stranded, ferrules without plastic sleeve, min.	0.5 mm ²
2 conductors with same cross section, stranded, ferrules without plastic sleeve, max.	2.5 mm ²
Cross section with insertion bridge, solid max.	10 mm ²
Cross section with insertion bridge, stranded max.	10 mm ²
Connection method	Screw connection
Stripping length	10 mm
Internal cylindrical gage	B 6
Screw thread	M4

Feed-through terminal block - UK 10 N RD - 3022315

Technical data

Connection data

Tightening torque, min	1.5 Nm
Tightening torque max	1.8 Nm

Classifications

eCl@ss

eCl@ss 4.0	27141120
eCl@ss 4.1	27141120
eCl@ss 5.0	27141120
eCl@ss 5.1	27141120
eCl@ss 6.0	27141120
eCl@ss 7.0	27141120
eCl@ss 8.0	27141120

ETIM

ETIM 2.0	EC000897
ETIM 3.0	EC000897
ETIM 4.0	EC000897
ETIM 5.0	EC000897

UNSPSC

UNSPSC 6.01	30211811
UNSPSC 7.0901	39121410
UNSPSC 11	39121410
UNSPSC 12.01	39121410
UNSPSC 13.2	39121410

Approvals

Approvals

Approvals

CSA / UL Recognized / KEMA-KEUR / cUL Recognized / GL / DNV / GOST / RS / GOST / cULus Recognized

Ex Approvals


IECEx / ATEX / FM approved / UL Recognized / cUL Recognized / GL / cULus Recognized


Feed-through terminal block - UK 10 N RD - 3022315


Approvals


Approvals submitted

Approval details

CSA 		
	B	C
mm ² /AWG/kcmil	24-6	24-6
Nominal current I _N	65 A	65 A
Nominal voltage U _N	600 V	600 V

UL Recognized 	
mm ² /AWG/kcmil	24-6
Nominal current I _N	65 A
Nominal voltage U _N	600 V

KEMA-KEUR 	
mm ² /AWG/kcmil	10
Nominal current I _N	57 A
Nominal voltage U _N	800 V


cUL Recognized 	
mm ² /AWG/kcmil	24-6
Nominal current I _N	65 A
Nominal voltage U _N	600 V

GL

Feed-through terminal block - UK 10 N RD - 3022315

Approvals

DNV

GOST 

RS

GOST 

cULus Recognized 

Accessories

Accessories

Bridge

Step bracket - STL 10N/5N - 0204110



Step bracket, Number of positions: 2, Color: aluminum

Chain bridge - KB- 10 - 0203205



Chain bridge, Color: silver

Feed-through terminal block - UK 10 N RD - 3022315

Accessories

Fixed bridge - FBI 2-10 - 0203483



Fixed bridge, Number of positions: 2, Color: silver

Fixed bridge - FBI 10-10 - 0203276



Fixed bridge, Number of positions: 10, Color: silver

Fixed bridge - FB 10-10-EX - 0203247



Fixed bridge, Number of positions: 10, Color: silver

Fixed bridge - FB 2-10 - 0203195



Fixed bridge, Number of positions: 2, Color: silver

Fixed bridge - FB 4-10 - 0203182



Fixed bridge, Number of positions: 4, Color: silver

Feed-through terminal block - UK 10 N RD - 3022315

Accessories

Fixed bridge - FB 10-10 - 0203179



Fixed bridge, Number of positions: 10, Color: silver

Fixed bridge - FB 3-10 - 0203140



Fixed bridge, Number of positions: 3, Color: silver

Insertion bridge - EB 2-10 - 0203153



Insertion bridge, Number of positions: 2, Color: gray

Insertion bridge - EB 3-10 - 0203328



Insertion bridge, Number of positions: 3, Color: gray

Insertion bridge - EB 10-10 - 0203137



Insertion bridge, Number of positions: 10, Color: gray

Feed-through terminal block - UK 10 N RD - 3022315

Accessories

Switching jumper - SB 2- 8/13 N - 0200062



Switching jumper, Color: silver

End block

End clamp - CLIPFIX 35 - 3022218



Quick mounting end clamp for NS 35/7,5 DIN rail or NS 35/15 DIN rail, with marking option, width: 9.5 mm, color: gray

End clamp - CLIPFIX 35-5 - 3022276



Quick mounting end clamp for NS 35/7,5 DIN rail or NS 35/15 DIN rail, with marking option, with parking option for FBS...5, FBS...6, KSS 5, KSS 6, width: 5.15 mm, color: gray

End clamp - E/NS 35 N - 0800886



End clamp, width: 9.5 mm, color: gray

End clamp - E/UK - 1201442



End clamp, for assembly on NS 32 or NS 35/7.5 DIN rail

Feed-through terminal block - UK 10 N RD - 3022315

Accessories

End clamp - E/UK 1 - 1201413



End clamps, for supporting the ends of double-level and three-level terminal blocks, width: 10 mm, color: gray

End cover

End cover - D-UK 4/10 - 3003020



End cover, Length: 42.5 mm, Width: 1.8 mm, Height: 35.9 mm, Color: gray

End cover - D-UK 4/10 BU - 3003101



End cover, Length: 42.5 mm, Width: 1.8 mm, Height: 47 mm, Color: blue

Insulating sleeve

Insulating sleeve - PS-IH WH - 0311566



Insulating sleeve, Color: white

Insulating sleeve - PS-IH RD - 0311579



Insulating sleeve, Color: red

Feed-through terminal block - UK 10 N RD - 3022315

Accessories

Insulating sleeve - PS-IH BU - 0311582



Insulating sleeve, Color: blue

Insulating sleeve - PS-IH YE - 0311595



Insulating sleeve, Color: yellow

Insulating sleeve - PS-IH GN - 0311605



Insulating sleeve, Color: green

Insulating sleeve - PS-IH GY - 0311621



Insulating sleeve, Color: gray

Insulating sleeve - PS-IH BK - 0311634



Insulating sleeve, Color: black

Feed-through terminal block - UK 10 N RD - 3022315

Accessories

Insulating sleeve - PS-IH VT - 0311618



Insulating sleeve, Color: violet

Labeled terminal marker

Zack marker strip - ZB 10 CUS - 0824941



Zack marker strip, Can be ordered: Strip, white, Labeled according to customer specifications, Mounting type: Snap into tall marker groove, For terminal block width: 10.2 mm, Lettering field: 10.15 x 10.5 mm

Marker for terminal blocks - UC-TM 10 CUS - 0824605



Marker for terminal blocks, Can be ordered: By sheet, white, Labeled according to customer specifications, Mounting type: Snap into tall marker groove, For terminal block width: 10.2 mm, Lettering field: 9.6 x 10.5 mm

Marker for terminal blocks - UCT-TM 10 CUS - 0829623



Marker for terminal blocks, Can be ordered: By sheet, white, Labeled according to customer specifications, Mounting type: Snap into tall marker groove, For terminal block width: 10.2 mm, Lettering field: 8.9 x 9.6 mm

Mounting rail

DIN rail - NS 32 PERF 2000MM - 1201002



G-profile DIN rail, material: Steel, perforated, height 15 mm, width 32 mm, length 2 m

Feed-through terminal block - UK 10 N RD - 3022315

Accessories

DIN rail - NS 32 UNPERF 2000MM - 1201015



G-profile DIN rail, material: Steel, unperforated, height 15 mm, width 32 mm, length 2 m

DIN rail perforated - NS 35/ 7,5 PERF 2000MM - 0801733



DIN rail, material: steel galvanized and passivated with a thick layer, perforated, height 7.5 mm, width 35 mm, length: 2000 mm

DIN rail - NS 35/ 7,5 UNPERF 2000MM - 0801681



DIN rail, material: Steel, unperforated, height 7.5 mm, width 35 mm, length: 2 m

DIN rail - NS 35/ 7,5 WH PERF 2000MM - 1204119



DIN rail 35 mm (NS 35)

DIN rail - NS 35/ 7,5 WH UNPERF 2000MM - 1204122



DIN rail 35 mm (NS 35)

Feed-through terminal block - UK 10 N RD - 3022315

Accessories

DIN rail, unperforated - NS 35/ 7,5 AL UNPERF 2000MM - 0801704



DIN rail, unperforated, Width: 35 mm, Height: 7.5 mm, Length: 2000 mm, Color: silver

DIN rail - NS 35/ 7,5 ZN PERF 2000MM - 1206421



DIN rail, material: Galvanized, perforated, height 7.5 mm, width 35 mm, length: 2 m

DIN rail - NS 35/ 7,5 ZN UNPERF 2000MM - 1206434



DIN rail, material: Galvanized, unperforated, height 7.5 mm, width 35 mm, length: 2 m

DIN rail - NS 35/ 7,5 CU UNPERF 2000MM - 0801762



DIN rail, material: Copper, unperforated, height 7.5 mm, width 35 mm, length: 2 m

End cap - NS 35/ 7,5 CAP - 1206560



DIN rail end piece, for DIN rail NS 35/7.5

Feed-through terminal block - UK 10 N RD - 3022315

Accessories

DIN rail perforated - NS 35/15 PERF 2000MM - 1201730



DIN rail, material: steel galvanized and passivated with a thick layer, perforated, height 15 mm, width 35 mm, length: 2000 mm

DIN rail - NS 35/15 UNPERF 2000MM - 1201714



DIN rail, material: Steel, unperforated, height 15 mm, width 35 mm, length: 2 m

DIN rail - NS 35/15 WH PERF 2000MM - 0806602



DIN rail 35 mm (NS 35)

DIN rail - NS 35/15 WH UNPERF 2000MM - 1204135



DIN rail 35 mm (NS 35)

DIN rail, unperforated - NS 35/15 AL UNPERF 2000MM - 1201756



DIN rail, deep drawn, high profile, unperforated, 1.5 mm thick, material: aluminum, height 15 mm, width 35 mm, length 2000 mm

Feed-through terminal block - UK 10 N RD - 3022315

Accessories

DIN rail - NS 35/15 ZN PERF 2000MM - 1206599



DIN rail, material: Galvanized, perforated, height 15 mm, width 35 mm, length: 2 m

DIN rail - NS 35/15 ZN UNPERF 2000MM - 1206586



DIN rail, material: Galvanized, unperforated, height 15 mm, width 35 mm, length: 2 m

DIN rail - NS 35/15 CU UNPERF 2000MM - 1201895



DIN rail, material: Copper, unperforated, 1.5 mm thick, height 15 mm, width 35 mm, length: 2 m

End cap - NS 35/15 CAP - 1206573



DIN rail end piece, for DIN rail NS 35/15

DIN rail - NS 35/15-2,3 UNPERF 2000MM - 1201798



DIN rail, material: Steel, unperforated, 2.3 mm thick, height 15 mm, width 35 mm, length: 2 m

Partition plate

Feed-through terminal block - UK 10 N RD - 3022315

Accessories

Separating plate - TS-K - 1302215



Separating plate, Length: 22 mm, Height: 22 mm, Color: gray

Partition plate - ATP-UK - 3003224



Partition plate, Length: 56 mm, Width: 1.5 mm, Height: 45.7 mm, Color: gray

Short-circuit connector

Short-circuit connector - KSS 10 - 0310541



Short-circuit connector, Number of positions: 2, Color: black

Terminal marking

Marker cards - SBS10:UNBEDRUCKT - 1007248



Marker cards, Card, white, Unlabeled, Can be labeled with: Plotter, Perforated, Mounting type: Snap into tall marker groove, Snap into flat marker groove, For terminal block width: 10 mm, Lettering field: 6 x 10.1 mm

Zack marker strip - ZB 10:UNBEDRUCKT - 1053001



Zack marker strip, Strip, white, Unlabeled, Can be labeled with: Plotter, Mounting type: Snap into tall marker groove, For terminal block width: 10.2 mm, Lettering field: 10.5 x 10.15 mm

Feed-through terminal block - UK 10 N RD - 3022315

Accessories

Marker for terminal blocks - UC-TM 10 - 0818069



Marker for terminal blocks, Sheet, white, Unlabeled, Can be labeled with: BLUEMARK CLED, BLUEMARK LED, Plotter, Mounting type: Snap into tall marker groove, For terminal block width: 10.2 mm, Lettering field: 9.6 x 10.5 mm

Marker for terminal blocks - UCT-TM 10 - 0829142



Marker for terminal blocks, Sheet, white, Unlabeled, Can be labeled with: THERMOMARK CARD PLUS, THERMOMARK CARD, BLUEMARK CLED, BLUEMARK LED, Mounting type: Snap into tall marker groove, For terminal block width: 10.2 mm, Lettering field: 8.9 x 9.6 mm

Test plug terminal block

Test plugs - PS-MT - 0311647



Test plugs

Test socket

Female test connector - PSBJ 4/15/6 FARBLOS - 0303419



Female test connector, Color: transparent

Feed-through terminal block - UK 10 N RD - 3022315

Accessories

Female test connector - PSBJ 4/15/6 WH - 0303312



Female test connector, Color: white

Female test connector - PSBJ 4/15/6 RD - 0303325



Female test connector, Color: red

Female test connector - PSBJ 4/15/6 BU - 0303354



Female test connector, Color: blue

Female test connector - PSBJ 4/15/6 YE - 0303367



Female test connector, Color: yellow

Female test connector - PSBJ 4/15/6 GN - 0303370



Female test connector, Color: green

Feed-through terminal block - UK 10 N RD - 3022315

Accessories

Female test connector - PSBJ 4/15/6 VT - 0303383



Female test connector, Color: violet

Female test connector - PSBJ 4/15/6 GY - 0303396



Female test connector, Color: gray

Female test connector - PSBJ 4/15/6 BK - 0303406



Female test connector, Color: black

Female test connector - PSB 4/7/6 - 0303299



Female test connector, Color: silver

Warning label printed

Warning label - WS 5-10 - 1004429



Warning label, Plate, yellow, labeled: Lightning flash and warning in English, Mounting type: Screws, rivets, For terminal block width: 10 mm

Feed-through terminal block - UK 10 N RD - 3022315

Accessories

Warning label - WS 4-10 - 1004225

Warning label, Plate, yellow, labeled: Lightning flash and warning in English, Mounting type: Screws, rivets, For terminal block width: 10 mm



© Phoenix Contact 2013 - all rights reserved
<http://www.phoenixcontact.com>