

## Features

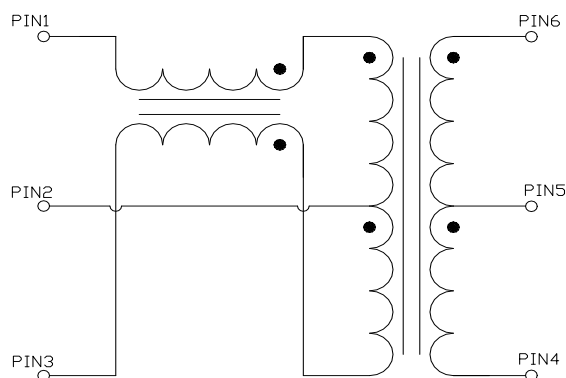
- Surface mount
- 100 Ohm bal-bal, 1:1 Impedance ratio
- Product suited for both RX and TX channel
- 260°C reflow compatible
- RoHS\* compliant and lead free
- Available on tape and reel



## Description

The MABA-011057 is a 10/1000 BASE-T Ethernet Transformer in a low cost, surface mount package.

## Functional Schematic



## Ordering Information

Part Number	Package
MABA-011057	Tape & Reel
MABA-011057-TB	Customer Test Board

## Pin Configuration

Pin no.	Function
1	Primary Dot
2	Ground
3	Primary
4	Secondary
5	Ground
6	Secondary Dot

\* Restrictions on Hazardous Substances, European Union Directive 2011/65/EU.

## Transformer, 10/100/1000 BASE-T Gigabit Ethernet Transformer 0.2 - 100 MHz

Rev. V1

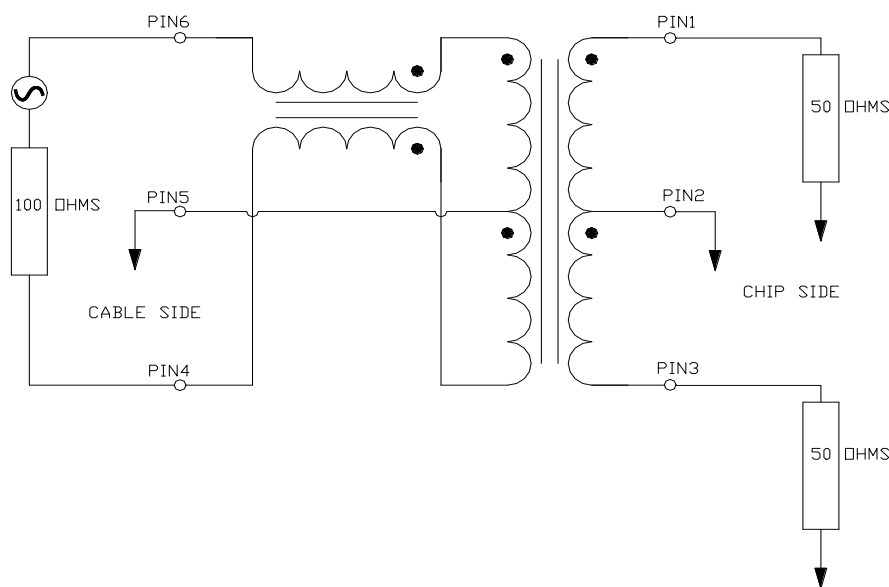
Electrical Specifications:  $T_A = 25^\circ\text{C}$ , 0 dBm,  $Z_0 = 50 \Omega$ ,  $P_{in} = 0 \text{ dBm}$

Parameter	Test Conditions	Units	Min.	Typ.	Max.
Insertion Loss (Sdd21)	0.2 - 1 MHz	dB	-0.25	-0.10	—
	1 - 3 MHz		-0.25	-0.20	
	3 - 10 MHz		-0.5	-0.20	
	10 - 65 MHz		-0.5	-0.30	
	65 - 100 MHz		-0.6	-0.43	
Return Loss (Sdd11 and Sdd22)	1 - 100 MHz	dB	—	-15	-12
Differential to Common Mode Rejection (Scd21)	1 - 100 MHz	dB	—	-32	-29
DC Resistance Balance	N/A	%	—	1.5	—

### Absolute Maximum Ratings

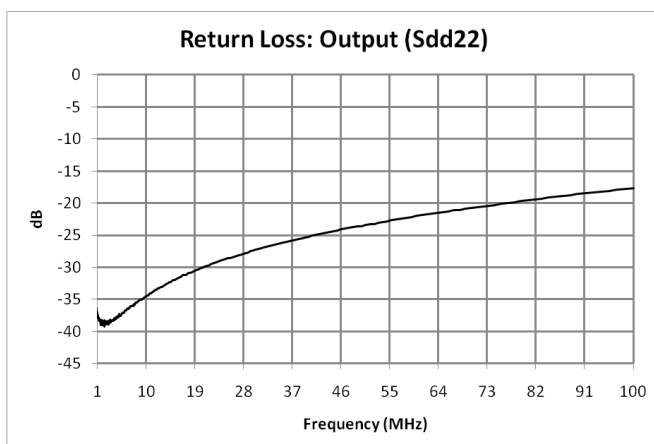
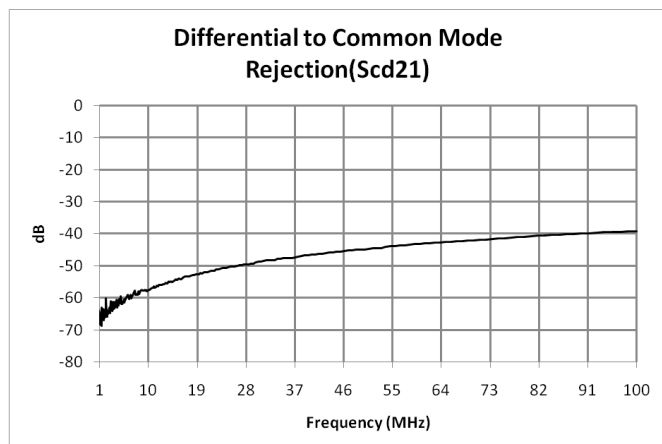
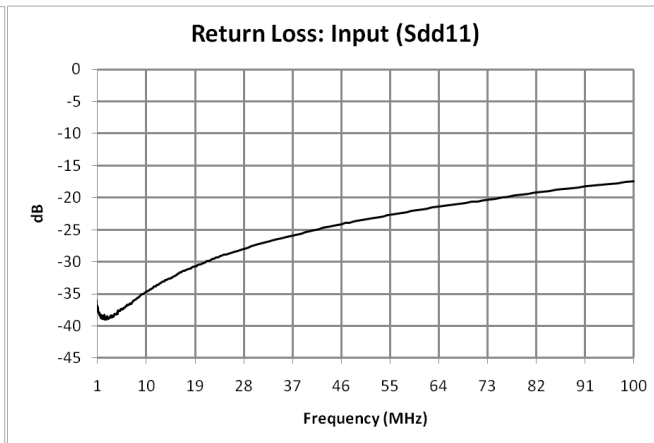
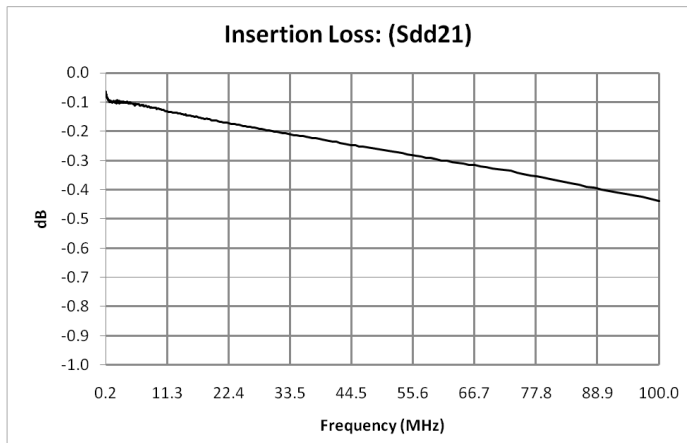
Parameter	Value
Input power	250 mW
DC current	600 mA
Hi Pot	1500 Vrms
Operating Temperature	-40°C to +110°C
Storage Temperature	-55°C to +100°C

### Application Circuit

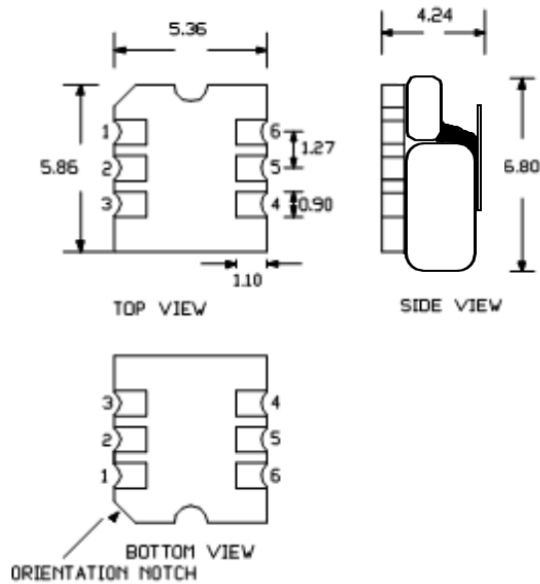


## Transformer, 10/100/1000 BASE-T Gigabit Ethernet Transformer 0.2 - 100 MHz

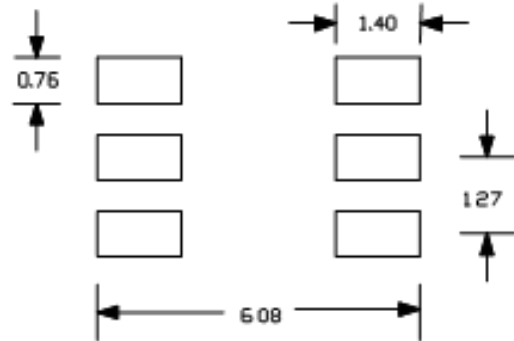
Rev. V1



## Outline Drawing

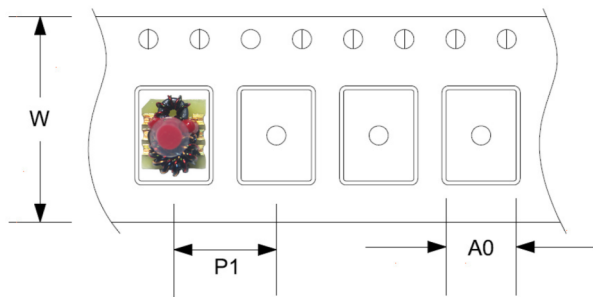


## PCB Layout



1. Dimensions in mm.
2. Tolerance:  $\pm 0.2$  mm unless otherwise noted.
3. Model number and lot code printed on reel.
4. Plating finish: ENIG on both sides, 0.05 to 0.1  $\mu$ m gold over 3 to 6  $\mu$ m nickel

## Carrier Tape Orientation



## Tape & Reel Information

Parameter	Units	Value
Qty per reel	-	900
Reel Size	mm	330
Tape Width	mm	16.00
Pitch	mm	8.00
Orientation	-	F46
Reference Application Note ANI-019 for orientation		

M/A-COM Technology Solutions Inc. All rights reserved.

Information in this document is provided in connection with M/A-COM Technology Solutions Inc ("MACOM") products. These materials are provided by MACOM as a service to its customers and may be used for informational purposes only. Except as provided in MACOM's Terms and Conditions of Sale for such products or in any separate agreement related to this document, MACOM assumes no liability whatsoever. MACOM assumes no responsibility for errors or omissions in these materials. MACOM may make changes to specifications and product descriptions at any time, without notice. MACOM makes no commitment to update the information and shall have no responsibility whatsoever for conflicts or incompatibilities arising from future changes to its specifications and product descriptions. No license, express or implied, by estoppel or otherwise, to any intellectual property rights is granted by this document.

THESE MATERIALS ARE PROVIDED "AS IS" WITHOUT WARRANTY OF ANY KIND, EITHER EXPRESS OR IMPLIED, RELATING TO SALE AND/OR USE OF MACOM PRODUCTS INCLUDING LIABILITY OR WARRANTIES RELATING TO FITNESS FOR A PARTICULAR PURPOSE, CONSEQUENTIAL OR INCIDENTAL DAMAGES, MERCHANTABILITY, OR INFRINGEMENT OF ANY PATENT, COPYRIGHT OR OTHER INTELLECTUAL PROPERTY RIGHT. MACOM FURTHER DOES NOT WARRANT THE ACCURACY OR COMPLETENESS OF THE INFORMATION, TEXT, GRAPHICS OR OTHER ITEMS CONTAINED WITHIN THESE MATERIALS. MACOM SHALL NOT BE LIABLE FOR ANY SPECIAL, INDIRECT, INCIDENTAL, OR CONSEQUENTIAL DAMAGES, INCLUDING WITHOUT LIMITATION, LOST REVENUES OR LOST PROFITS, WHICH MAY RESULT FROM THE USE OF THESE MATERIALS.

MACOM products are not intended for use in medical, lifesaving or life sustaining applications. MACOM customers using or selling MACOM products for use in such applications do so at their own risk and agree to fully indemnify MACOM for any damages resulting from such improper use or sale.