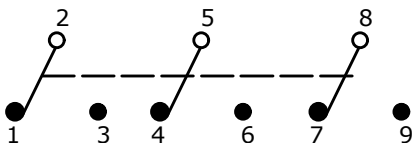
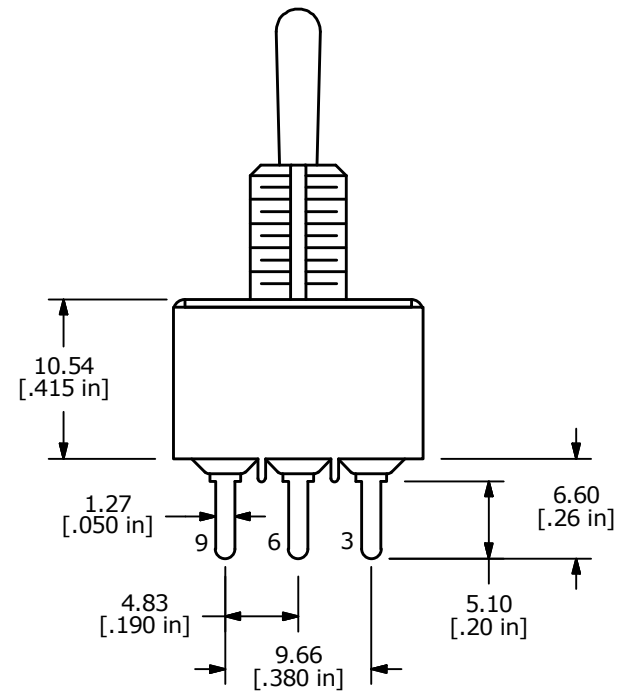
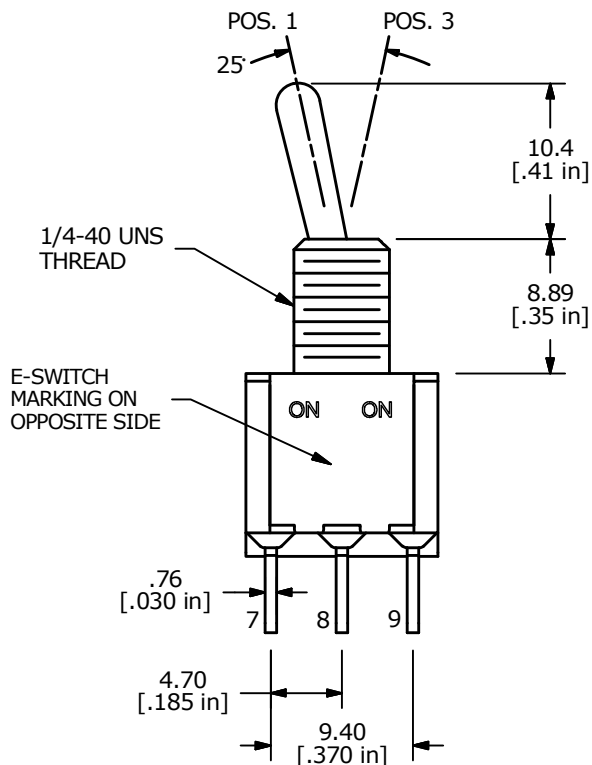


▲ SWITCH FUNCTION		
POS. 1	POS. 2	POS. 3
ON	NONE	ON
2-3, 5-6, 8-9	N/A	2-1, 5-4, 8-7



- NOTE:
1. ALL DIMENSIONS IN MM [INCH]
 2. GENERAL TOLERANCE: X.X = ±0.4
X.XX = ±0.25
 3. TERMINAL NUMBERS FOR REF ONLY
 - ▲ 4. CONTACT MATERIAL: SILVER
 5. RATING: RATING: 5A @ 120VAC OR 28VDC
2A @250VAC
 6. ELECTRIC LIFE: 40,000 make-and-break cycles.
 7. INSULATION RESISTANCE: 1,000 Mega-ohm min.
 8. DIELECTRIC STRENGTH: 1,000 V RMS @ sea level
 9. OPERATING TEMP.: -30°C to 85°C
 10. ▲ DENOTES CRITICAL PARAMETER.
 11. 2011/65/EU (ROHS) COMPLIANT
 12. HARDWARE TO BE SHIPPED BULK:
T100011 - LOCK WASHER, QTY 1
T100015 - LOCK RING, QTY 1
T100000 - HEX NUT, QTY 2



B	23008	update drawing	9/19/17	MW
A	16808	Release for Production	12/28/06	TN
REV	PCR NO	DESCRIPTION	DATE	BY

TITLE 1003P1T1B1M2QEH				
SCALE 2:1	DATE 12/28/2006	DR TN	DWG ST131017	REV B

THE INFORMATION CONTAINED IN THIS DOCUMENT IS PROPRIETARY TO E-SWITCH AND IS NOT TO BE COPIED OR TRANSFERRED