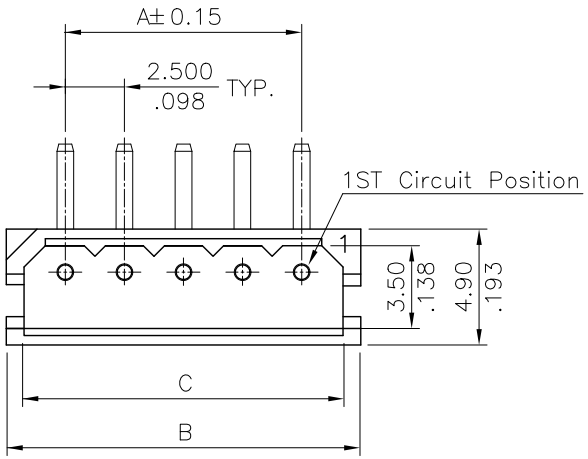

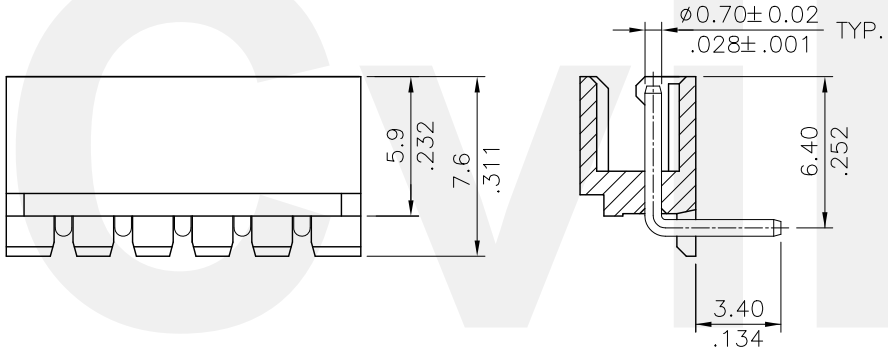

DIM. A = 2.50 X No. of Spaces
DIM. B = DIM. A + 5.00
DIM. C = DIM. A + 3.60
* Available in 2 through 15 Citcuits

Note:
1. Material:
   * Insulation: Nylon 6T+30% G.F. UL 94V-0, Color Nature (Halogen-Free)
   * Contact: Brass, round pins
2. For Lead Free Wave flow Process

Ordering Code:

CI25 ** P 1 H 00 -NH
① ② ③ ④ ⑤ ⑥ ⑦

① Series No.
② No. of Circuits
③ Contact type: P= Pin header
④ Plating option:
   1= 3.05μm(120μ")Matte Tin over 0.76μm(30μ") Nickel
⑤ Tail Style: H= Right Angle
⑥ Option: 00= Standard
⑦ -NH= For Lead Free Wave flow Process and Halogen-Free

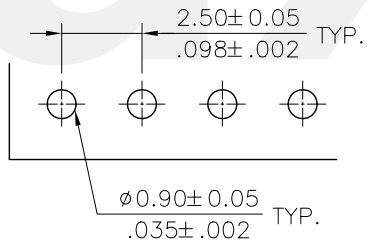

Recommended P.C. Board Layout

Halogen-Free

Lead Free Process

RoHS Compliant

SYM	NAME	DATE	REVISIONS
4			
3			
2			
1			

CVILUX CORP 2013.06.06 ISSUED

		DATE
DRAWN BY:	Karen	5/24-13'
ENGINEER:	Eisley	5/27-13'
CHECKED BY:	Eisley	5/27-13'
APPROVED BY:	David	5/27-13'

UNIT: mm / inch

TOLERANCE UNLESS OTHERWISE SPECIFIED

.X ± 0.30/.012	X.° ± 1°
.XX ± 0.20/.010	.X° ±
.XXX ± 0.10/0.04	.XX° ±

TITLE: 2.50MM(.098") PIGHT ANGLE HEADERS

MATERIAL:

FINISH:

瀚荃股份有限公司
CviLux Corporation

DRAWING NO.	CI2532SA	PART NO.	CI25**P1H00-NH
SCALE	3 / 1	SHEET 1 OF 1	