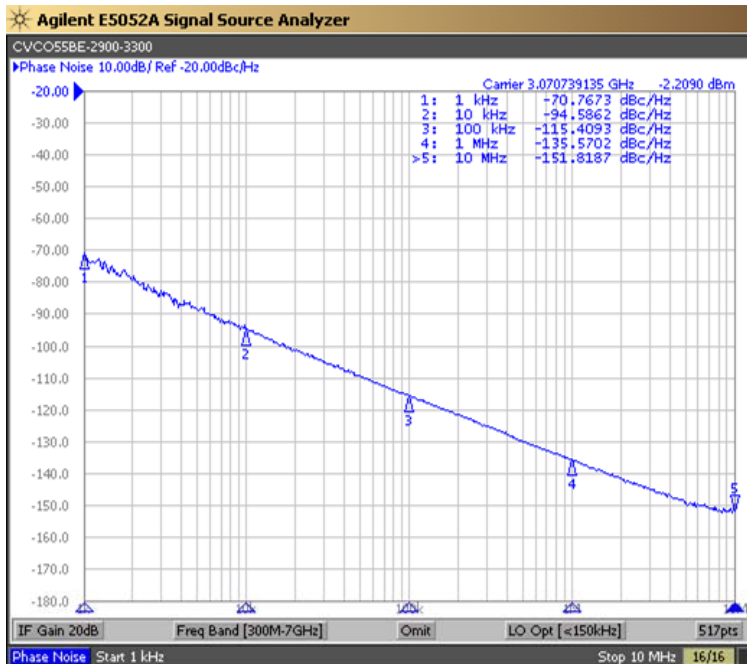


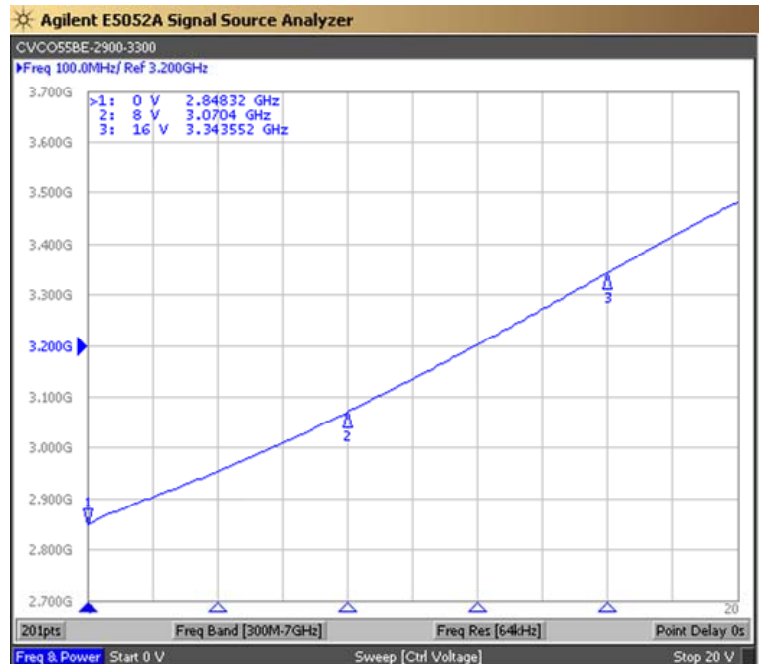


PERFORMANCE SPECIFICATION	MIN	TYP	MAX	UNITS
Lower Frequency:			2900	MHz
Upper Frequency:	3300			MHz
Tuning Voltage:	0		16.0	VDC
Supply Voltage:	7.6	8.0	8.4	VDC
Output Power:	-6.0	-2.5	+1.0	dBm
Supply Current:		20		mA
Harmonic Suppression (2 nd Harmonic):		-15	-8	dBc
Pushing:		2.0	3.0	MHz/V
Pulling, all Phases:		1.0		MHz pk-pk
Tuning Sensitivity:		30		MHz/V
Phase Noise @ 10kHz offset:		-90		dBc/Hz
Phase Noise @ 100kHz offset:		-112		dBc/Hz
Load Impedance:		50		Ω
Input Capacitance:			47	pF
Operating Temperature Range:	-40		+85	$^{\circ}\text{C}$
Storage Temperature Range:	-45		+90	$^{\circ}\text{C}$

Phase Noise (1 Hz BW, Typical)



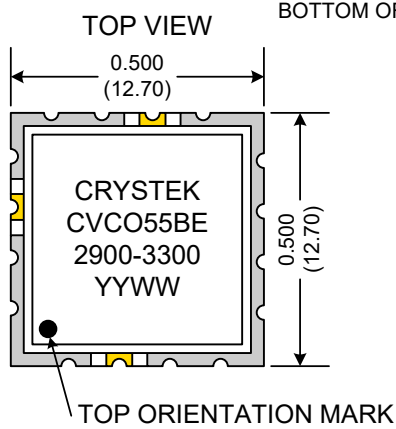
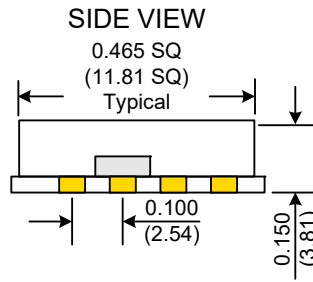
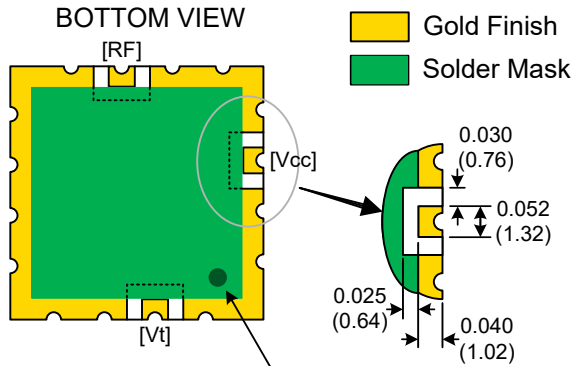
Tuning Curve (Typical)



Product Control:

Crystek Part Number:	CVCO55BE-2900-3300	Release Date:	20-Sep-2022
Revision Level:	H	Responsible:	C. Vales





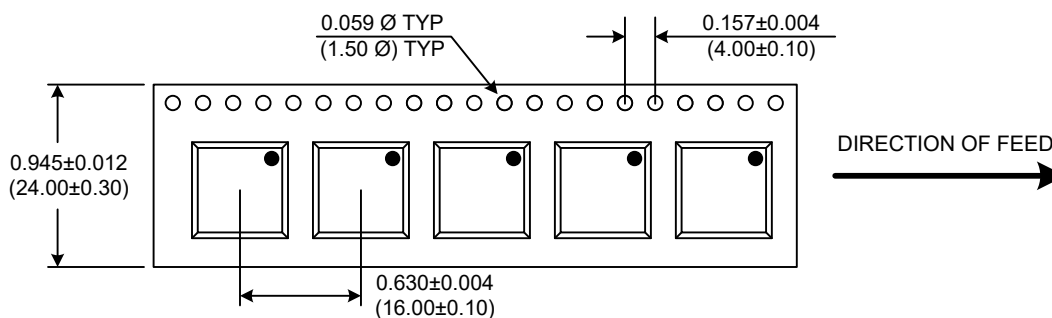
BOTTOM ORIENTATION MARK



Pad	Connection
2	Vt
10	RF-OUTPUT
14	Vcc
Others	GROUND

- Unless otherwise specified, Dimensions are in: $\frac{IN}{(mm)}$
- Pad Location Dimensions are in: Inches

TAPE AND REEL



Drawing not to scale

Product Control:

Crystek Part Number:	CVCO55BE-2900-3300	Release Date:	20-Sep-2022
Revision Level:	H	Responsible:	C. Vales

Crystek Corporation reserves the right to make changes to its products and/or information contained herein without notice. No liability is assumed as a result of its use or application.