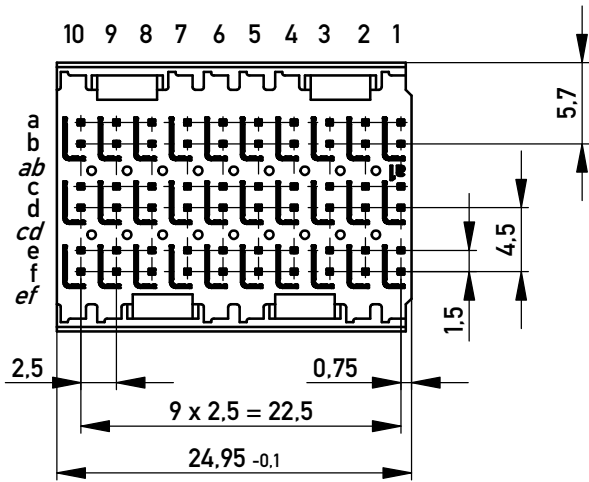
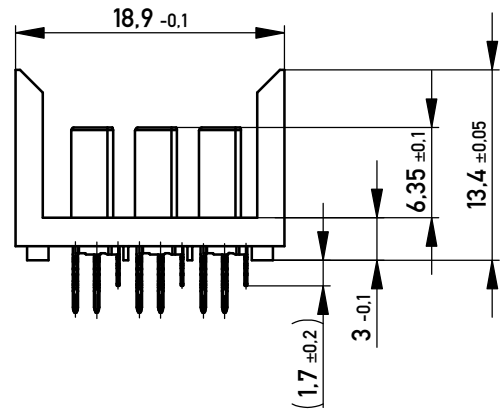
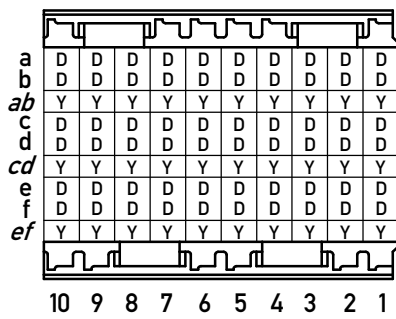


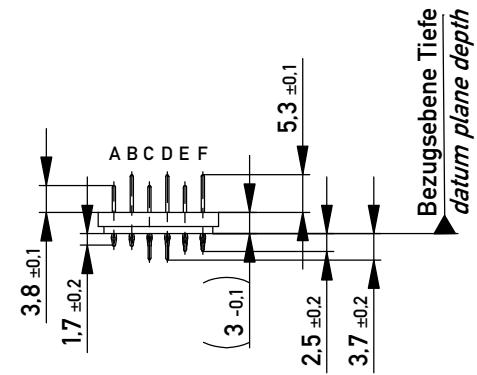
EN-Zone für durchkontaktierte Löcher $\phi 0,6 \pm 0,05$
 compliant zone for through hole $\phi 0,6 \pm 0,05$



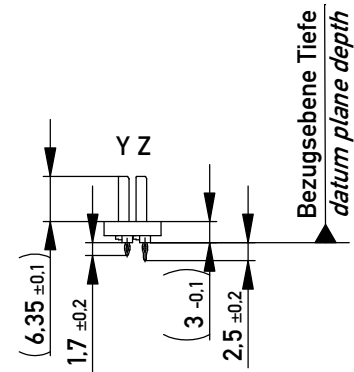
Bestückungsplan - contact layout



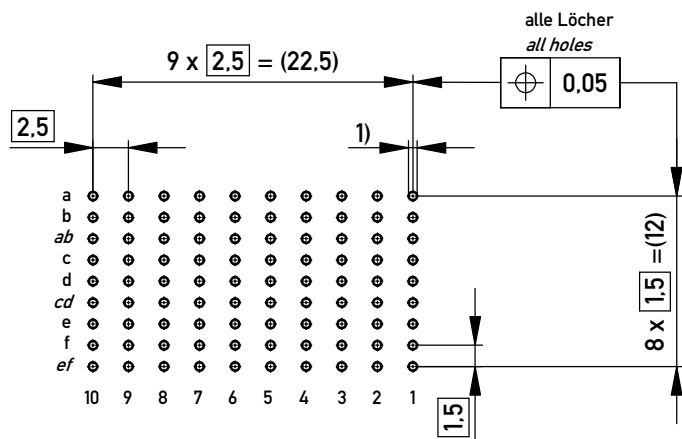
Kontaktversionen, Messerkontakte
 contact selection options, male contacts



Kontaktversionen, Schirmmesser
 contact selection options, shielding contacts



Lochbild für Leiterplatte board hole pattern
 (Bestückungsseite) (component mounting side)



1) $\phi 0,6 \pm 0,05$ Durchmesser des metallisierten Loches
 $\phi 0,6 \pm 0,05$ diameter of finished plated-through hole

Schichtaufbau im metallisierten Loch siehe Zeichnung 164062 Nr.1
 metal plating of plated-through hole according to 164062 No.1

Information: D + Y
 siehe Bestückungsplan
 see contact layout
 Anforderungsstufe 2 / class 2

Copyright by ERNI Production GmbH & Co. KG
 Proprietary notice pursuant to ISO 16016 to be observed.

Information:		Tolerances	Scale 2:1
All rights reserved. Only for Information. To ensure that this is the latest version of this drawing, please contact one of the ERNI companies before using.		All Dimensions in mm	Designation
www.ERNI.com		ERmet ZD Messerleiste 3-10 ERmet ZD Male Connector 3-10	
c	11.04.2018	973027	
Index	Date	Class ERMZD	
		I A3	