

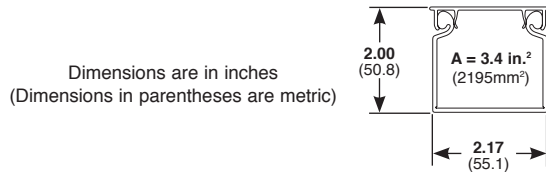
FiberRunner® 2x2 Routing System

specifications

The 2x2 routing system shall be a system of channel, fittings, and brackets designed to segregate, route, and protect fiber optic and high performance copper cabling. Channel and fittings shall be assembled using pre-assembled couplers. A selection of spillout options shall be available that easily attach using the vertical tee. Fittings maintain a minimum 2" bend radius to protect against signal loss due to excessive cable bends. Available system colors shall be yellow and black. A full complement of brackets shall be available for attaching system components to ladder rack, threaded rod, auxiliary framing, strut, equipment racks and raised floor pedestals.



technical information



Open channel 50% fill capacity: (2" pile up)	Cable	No. of Cables
	1.6mm	546
	2.0mm	349
	3.0mm	155
Fiber Optic Ribbon		
Interconnect	5.20mm	52
Category 6	6.35mm	35
Category 6A	7.57mm	24
Material:	Rigid PVC (Channel), PC/ABS (Fittings)	
Flammability:	94V-0	
Approvals:	UL Listed to 2024 Optical Fiber Cable Routing Assemblies	
CSI Spec Form:	LP-CSISPEC-FR	

key features and benefits

Fastest installations	No bolts need to be tightened and no tools are required when installing the QuikLock™ Coupler; QuikLock™ Couplers take less than five seconds to make a mechanically secure connection
Easy to maintain	Hinged channel cover, hinged door vertical tee and solid fitting covers protect cabling and provide fast and easy access for future cabling moves, adds, and changes
System strength	Robust system of channel, covers, fittings and other non-metallic system components protect cable from physical damage; system includes full range of directional and spillout fittings
Versatility	The vertical tee accepts a 3-sided trumpet, transition to corrugated tubing and Panduit® FiberRunner® Systems
Cable protection	A minimum 2" bend radius maintained throughout all fittings prevents excessive bends in fiber optic cabling

applications

The FiberRunner® 2x2 Routing System is a system of channel, fittings, and brackets designed to segregate, route, and protect fiber optic and high performance copper cabling. It is suited for data center applications where cable is routed from distribution areas to equipment cabinets or racks. It is used in Telco Central Offices to route fiber optic jumper cables between fiber distribution frames and equipment bays. It can be deployed over the racks or in approved underfloor applications. Channel and fittings are assembled using timesaving Panduit® QuikLock™ Couplers.

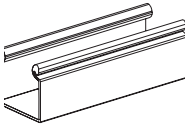
A selection of spillout options is available that easily attach using the vertical tee. Fittings maintain a 2" bend radius to protect against signal loss due to excessive cable bends. Available system colors are yellow and black to differentiate various types of cabling. A full complement of brackets is available to attach system components to support structures found in all applications. The FiberRunner® 2x2 Routing System is part of the Panduit® complete fiber distribution system, which includes the FiberRunner® 24x4, 12x4, 6x4, and 4x4 Routing Systems, cable management, and racks.

Channel and Cover	
2x2 solid hinged channel (6'):	HS2X2**6NM
2x2 slotted hinged channel (6'):	H2X2**6
2x2 hinged cover (6'):	HC2**6
Fittings and Spillouts	
QuikLock™ Coupler:	FBC2X2L**
Horizontal right angle:	FRA2X2L**
Horizontal tee:	FT2X2L**
4-way cross:	FFWC2X2L**
End cap:	FHDEC2X2L**
Inside vertical 45°:	FIV452X2L**
Inside vertical 90°:	FIVRA2X2L**
Outside vertical 90°:	FOVRA2X2L**
4x4 Fiber-Duct® to 2x2 reducer:	FRF42L**
4x4 FiberRunner® to 2x2 reducer:	FRRF4FD2L**
Vertical tee:	FVTHD2X2L**
3-sided BRC trumpet spillout:	FTR2X2L**
1-port spillout to 1.5" I.D. corrugated tubing:	FIDT2X2L**
2x2 hinged duct vertical cable manager kit:	FRHD2KT**
Hinged channel 1" bend radius control trumpet:	TRC2HDLBL
Mounting Brackets	
Exist" thr rod bracket:	FTRBE12
Existing 5/8" thr rod bracket:	FTRBE58
New 1/2" thr rod bracket:	FTRBN12
New 5/8" thr rod bracket:	FTRBN58
Under floor bracket:	FUSB
Ladder rack bracket:	FLRB
"L" wall mount bracket:	FLB
Adjustable "Z" bracket:	FZBA1.5X4
Low profile "Z" bracket:	FZBLP
Two-piece ladder rack bracket 1/2" thr rod:	F2PCLB12
Two-piece ladder rack bracket 5/8" thr rod:	F2PCLB58
Two-piece framing clip 5/8" thr rod to 9/16" C-channel aux. framing bars:	FRAFCS8

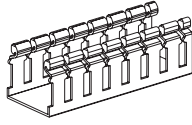
**Substitute: YL= Yellow, BL= Black

FiberRunner® 2x2 Routing System

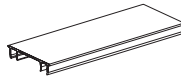
channel and cover



HS2X2**6NM

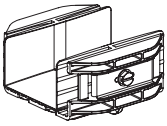


H2X2**6

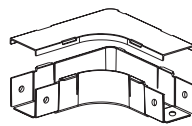


HC2**6

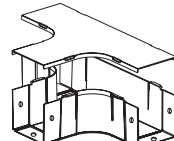
fittings, split covers, and spillouts



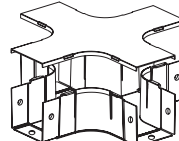
FBC2X2L**



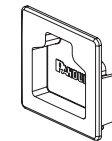
FRA2X2L**



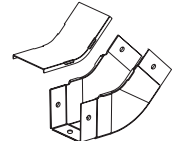
FT2X2L**



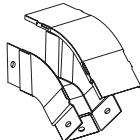
FFWC2X2L**



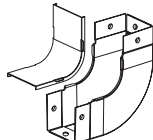
FHDEC2X2L**



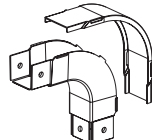
FIV452X2L**



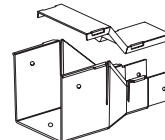
FOV452X2L**



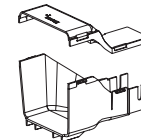
FIVRA2X2L**



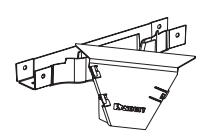
FOVRA2X2L**



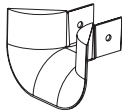
FRF42L**



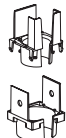
FRRF4FD2L**



FVTHD2X2L**



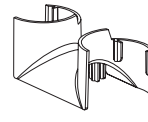
FTR2X2L**



FIDT2X2L**

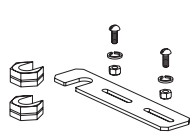


FRHD2KT**

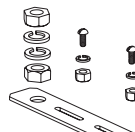


TRC2HDLBL

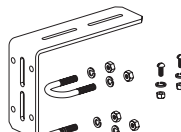
QuikLock™ Mounting Brackets



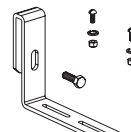
FTRBE12
FTRBE58



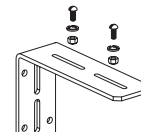
FTRBN12
FTRBN58



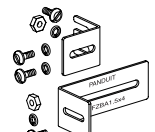
FUSB



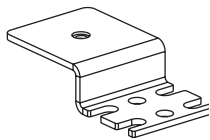
FLRB



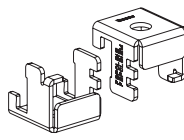
FLB



FZBA1.5X4



FZBLP



F2PCLB12
F2PCLB58



FRAFC58

**Substitute: YL = Yellow, BL = Black

WORLDWIDE SUBSIDIARIES AND SALES OFFICES

PANDUIT US/CANADA
Phone: 800.777.3300

PANDUIT EUROPE LTD.
London, UK
Phone: 44.20.8601.7200

PANDUIT SINGAPORE PTE. LTD.
Republic of Singapore
Phone: 65.6305.7575

PANDUIT JAPAN
Tokyo, Japan
Phone: 81.3.6863.6000

PANDUIT LATIN AMERICA
Guadalajara, Mexico
Phone: 52.33.3777.6000

PANDUIT AUSTRALIA PTY. LTD.
Victoria, Australia
Phone: 61.3.9794.9020

For a copy of Panduit product warranties, log on to www.panduit.com/warranty

For more information

Visit us at www.panduit.com

Contact Customer Service by email: cs@panduit.com

or by phone: 800.777.3300

PANDUIT®

© 2020 Panduit Corp.
ALL RIGHTS RESERVED.
FRSP28--WW-ENG
9/2020