



TAI-SAW TECHNOLOGY CO., LTD.

No. 3, Industrial 2nd Rd., Ping-Chen Industrial District,
Taoyuan, 324, Taiwan, R.O.C.

TEL: 886-3-4690038 FAX: 886-3-4697532

E-mail: tstsales@mail.taisaw.com Web: www.taisaw.com


Product Specifications Approval Sheet


Product Description: SAW Filter 902.5 MHz SMD 3.0X3.0 mm

TST Part No.: TA0992A

Customer Part No.: _____

Customer signature required
Company: _____
Division: _____
Approved by : _____
Date: _____

Checked by: _____ Bob Chau 

Approved by: _____ Francis Chen 

Date: _____ 5, 11, 2009

1. Customer signed back is required before TST can proceed with sample build and receive orders.
2. Orders received without customer signed back will be regarded as agreement on the specifications.
3. Any specifications changes must be approved upon by both parties and a new revision of specifications shall be released to reflect the changes.



TAI-SAW TECHNOLOGY CO., LTD.

No. 3, Industrial 2nd Rd., Ping-Chen Industrial District,
Taoyuan, 324, Taiwan, R.O.C.

TEL: 886-3-4690038 FAX: 886-3-4697532

E-mail: tstsales@mail.taisaw.com Web: www.taisaw.com

SAW Filter 902.5 MHz

MODEL NO.:TA0992A

REV. NO.:1

A. MAXIMUM RATING:

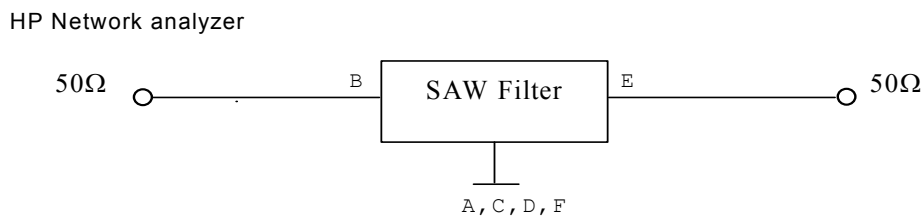
1. Input Power Level: +20 dBm
2. DC Voltage : 3V
3. Operating Temperature: -25°C to +75°C
4. Storage Temperature: -40°C to +85°C

RoHS Compliant
Lead free
Lead-free soldering

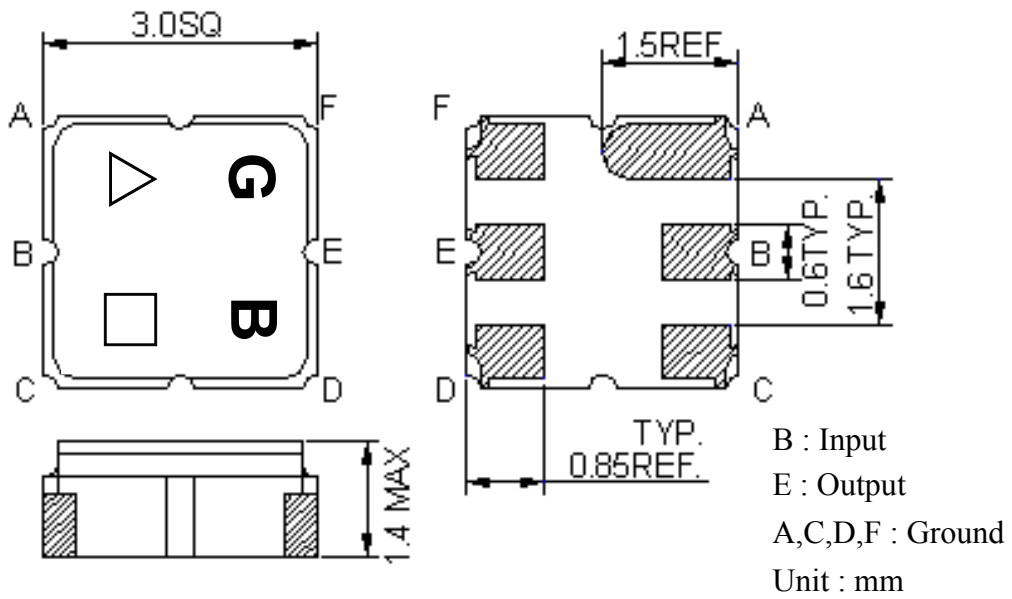
B. ELECTRICAL CHARACTERISTICS:

Item	Unit	Min.	Type.	Max.	Note
Center Frequency Fc	MHz	-	902.5	-	-
Insertion Loss (890~915 MHz) IL	dB	-	2.55	3.3	-
Amplitude Ripple (890~915 MHz)	dB	-	0.6	1.3	-
VSWR (890~915 MHz)		-	1.6	2.2	-
Attenuation (Reference level from 0 dB)					
DC ~ 845 MHz	dB	45	54	-	-
935 ~ 980 MHz	dB	10	28	-	-
980 ~ 1200 MHz	dB	50	55	-	-
1200 ~ 3000 MHz	dB	25	30	-	-

C. MEASUREMENT CIRCUIT:



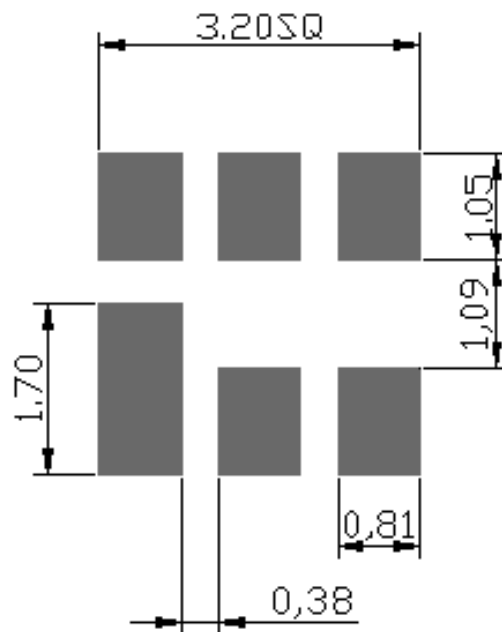
D.OUTLINE DRAWING:



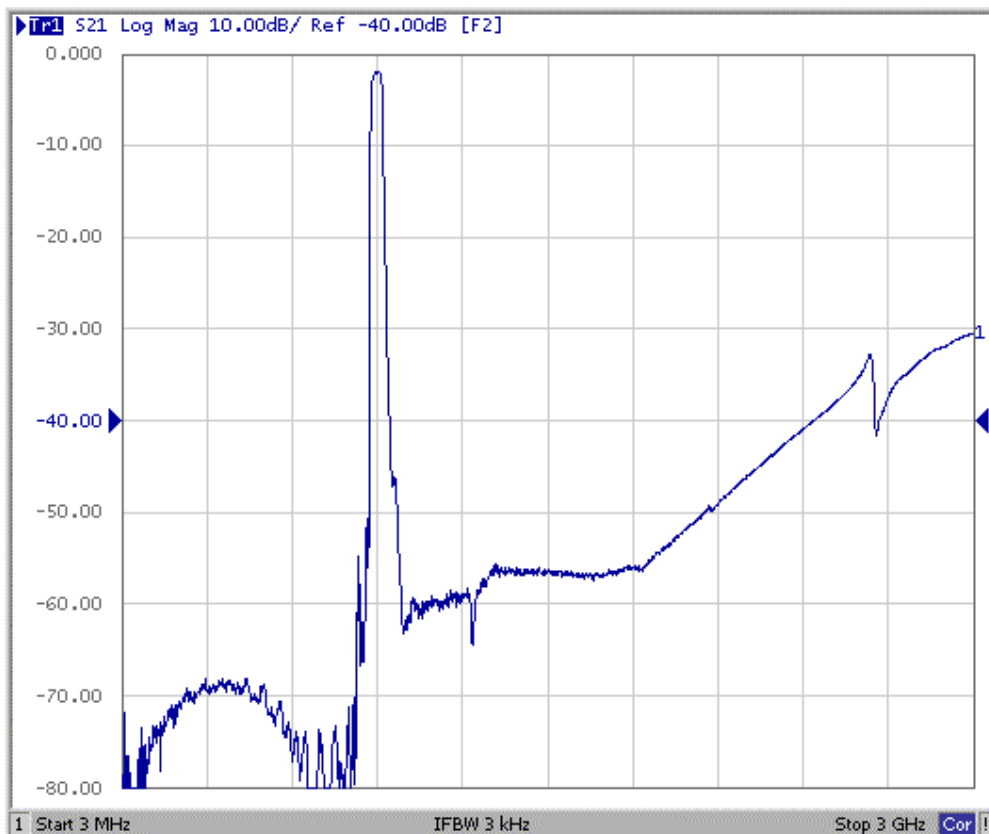
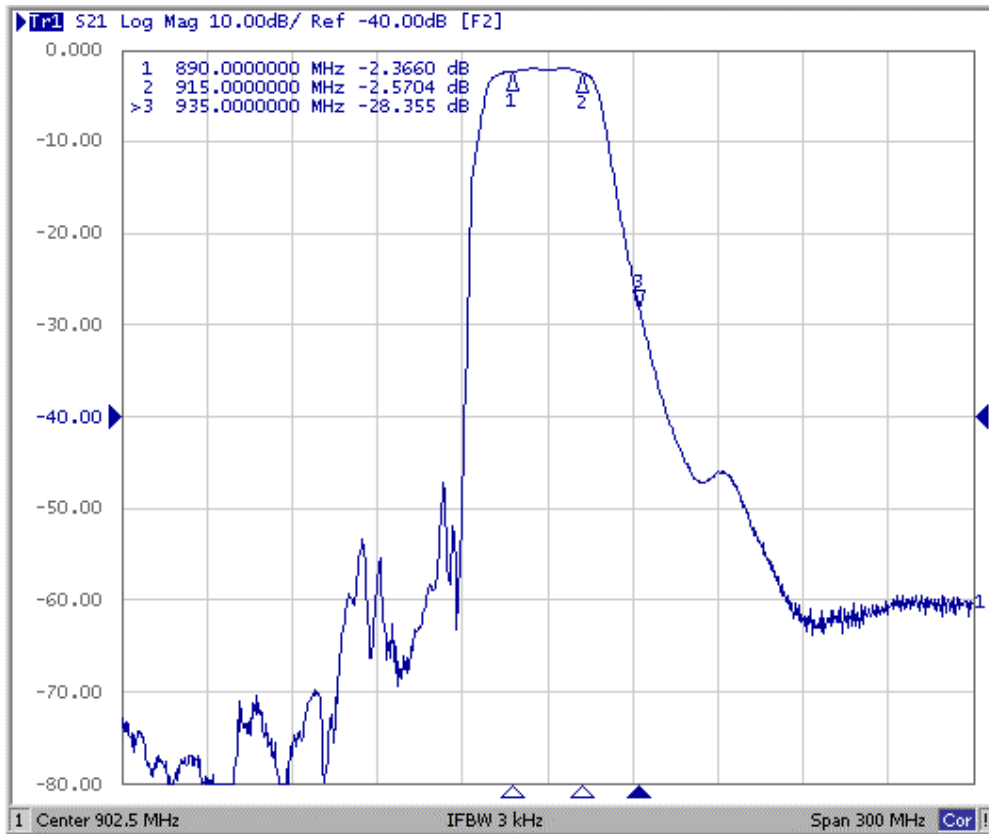
△ : Year Code (2006->6, ..., 2009->9)

□ : Date Code (W01->A, W02->B, ..., W27->a, ..., W52->z)

E. PCB Footprint:

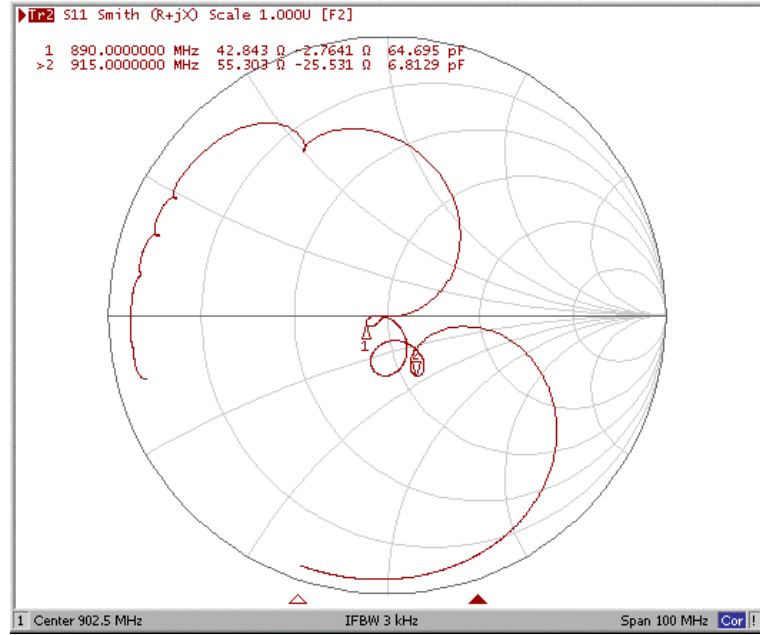
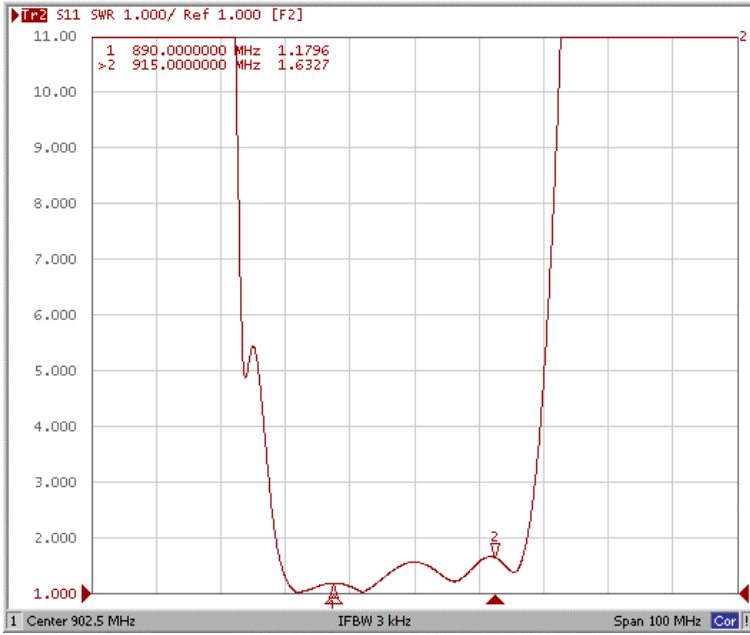


F. Frequency Characteristics :

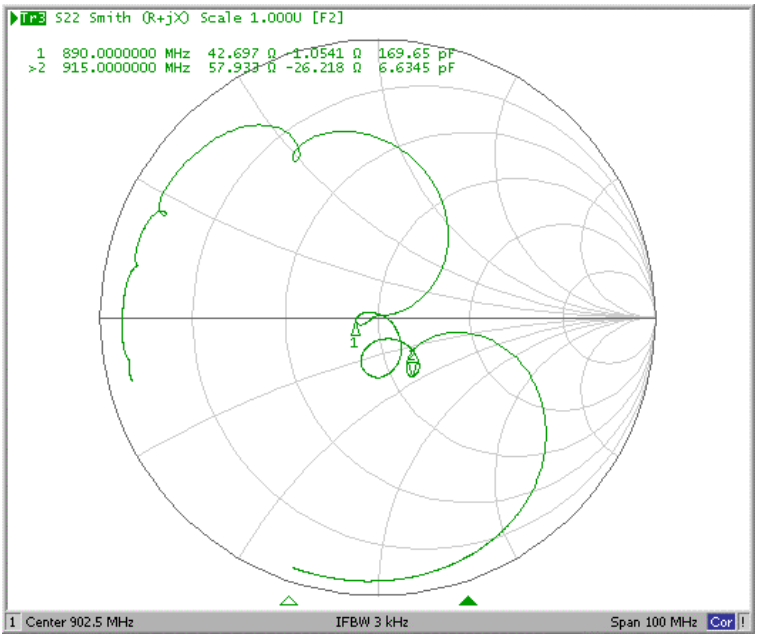
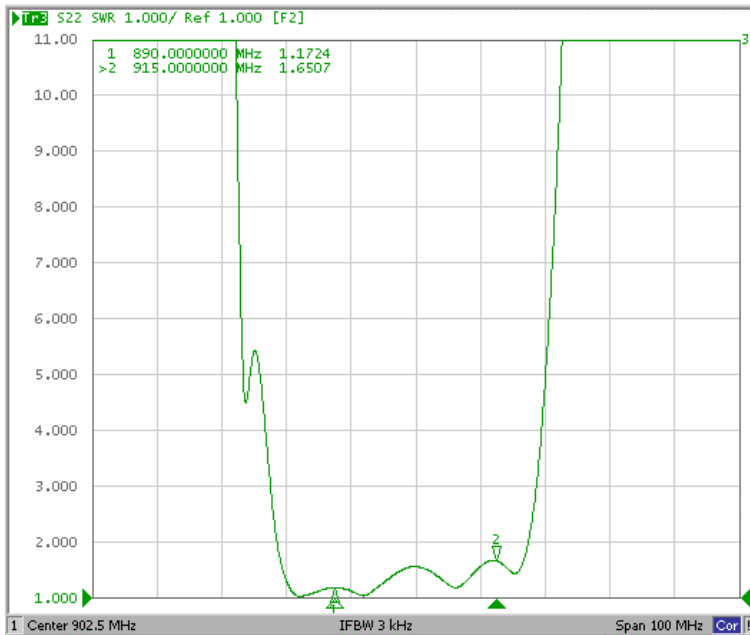


Reflection Functions :

S11



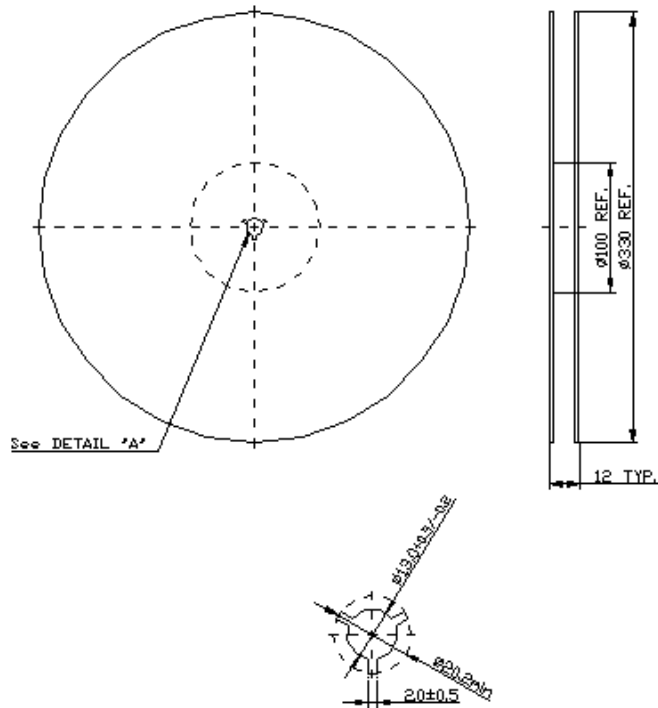
S22



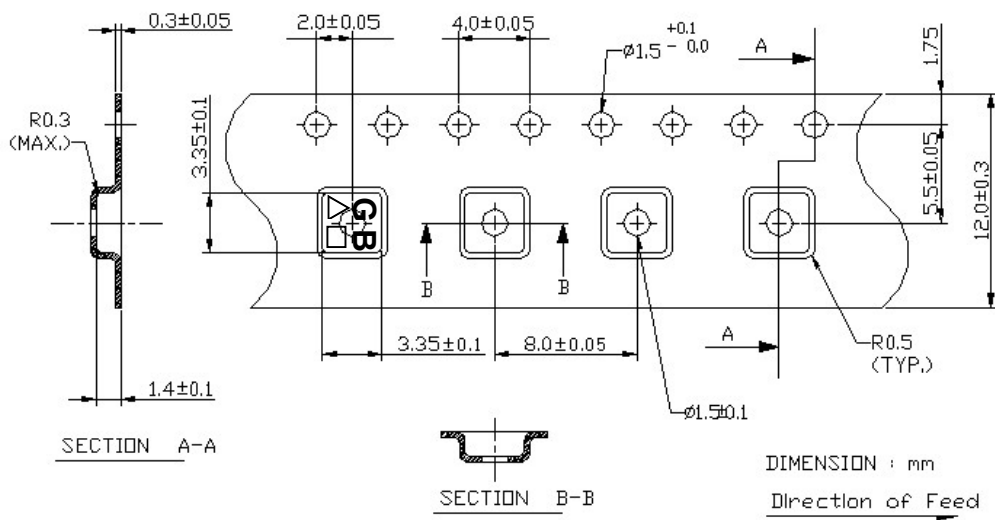
G. PACKING:

1. REEL DIMENSION

(Reel Count : 7''=1000 ; 13''=3000)



2. TAPE DIMENSION



H. RECOMMENDED REFLOW PROFILE :

