

Coaxial Low Noise Amplifier

ZFL-1000LN+

50Ω 0.1 to 1000 MHz

Features

- low noise figure, 2.9 dB typ.
- wideband, 0.1 to 1000 MHz
- protected by US Patent 6,943,629

Applications

- VHF/UHF
- cellular
- small signal amplifier



Generic photo used for illustration purposes only

CASE STYLE: Y460

Connectors Model
SMA ZFL-1000LN+
BRACKET (OPTION "B")

+RoHS Compliant

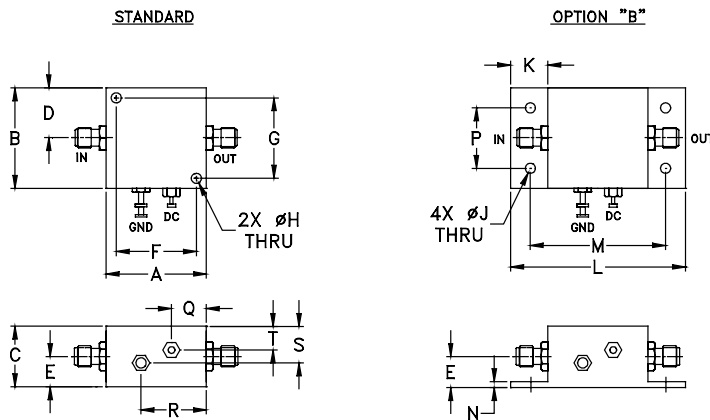
The +Suffix identifies RoHS Compliance. See our web site for RoHS Compliance methodologies and qualifications

Electrical Specifications

Parameter	Frequency (MHz)	Min.	Typ.	Max.	Units
Frequency Range		0.1		1000	MHz
Noise Figure	0.1-1000	—	2.9	—	dB
Gain	0.1-1000	20	—	—	dB
Gain Flatness	0.1-1000	—	—	±0.5	dB
Output Power at 1dB compression	0.1-1000	—	+3	—	dBm
Output third order intercept point	0.1-1000	—	+14	—	dBm
Input VSWR	0.1-1000	—	1.5	—	:1
Output VSWR	0.1-1000	—	2.0	—	:1
DC Supply Voltage		—	15	—	V
Supply Current		—	—	60	mA

Open load is not recommended, potentially can cause damage.
With no load derate max input power by 20 dB

Outline Drawing



Maximum Ratings

Parameter	Ratings
Operating Temperature	-20°C to 71°C
Storage Temperature	-55°C to 100°C
DC Voltage	17V
Input RF Power (no damage)	+5 dBm

Permanent damage may occur if any of these limits are exceeded.

Outline Dimensions (inch / mm)

A	B	C	D	E	F	G	H	J	K	L	M	N	P	Q	R	S	T	wt.
1.25	1.25	.75	.63	.36	1.000	1.000	.125	.125	.46	2.18	1.688	.06	.750	.50	.80	.45	.29	grams
31.75	31.75	19.05	16.00	9.14	25.40	25.40	3.18	3.18	11.68	55.37	42.88	1.52	19.05	12.70	20.32	11.43	7.37	38

Notes

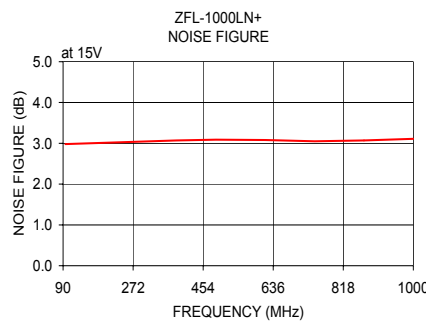
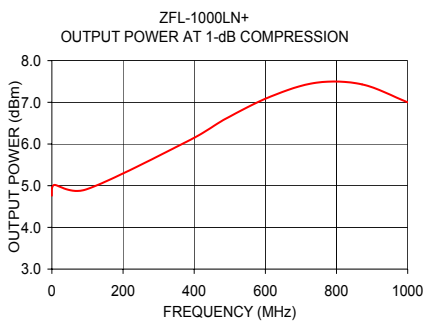
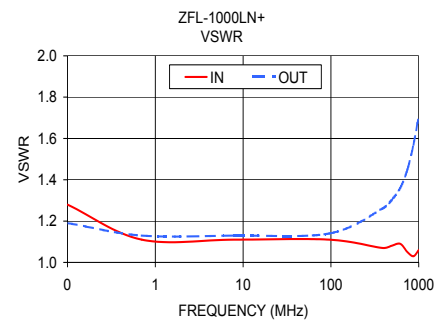
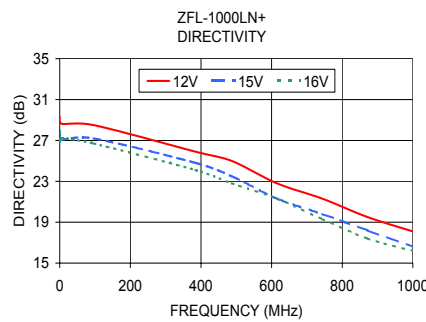
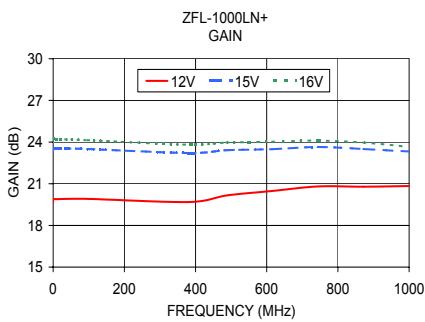
- Performance and quality attributes and conditions not expressly stated in this specification document are intended to be excluded and do not form a part of this specification document.
- Electrical specifications and performance data contained in this specification document are based on Mini-Circuit's applicable established test performance criteria and measurement instructions.
- The parts covered by this specification document are subject to Mini-Circuits standard limited warranty and terms and conditions (collectively, "Standard Terms"); Purchasers of this part are entitled to the rights and benefits contained therein. For a full statement of the Standard Terms and the exclusive rights and remedies thereunder, please visit Mini-Circuits' website at www.minicircuits.com/MCLStore/terms.jsp



www.minicircuits.com P.O. Box 350166, Brooklyn, NY 11235-0003 (718) 934-4500 sales@minicircuits.com

REV. D
M151107
ZFL-1000LN+
190426
Page 1 of 2

FREQUENCY (MHz)	GAIN (dB)			DIRECTIVITY (dB)			VSWR (:1)		NOISE FIGURE (dB)	POUT at 1 dB COMPR. (dBm)
	12V	15V	16V	12V	15V	16V	IN	OUT		
0.10	19.66	23.31	23.96	29.30	27.50	27.90	1.28	1.19	—	4.76
0.70	19.90	23.56	24.24	28.80	27.10	26.90	1.11	1.13	—	4.95
7.90	19.89	23.55	24.21	28.60	27.10	27.20	1.11	1.13	—	5.02
95.70	19.91	23.50	24.14	28.50	27.20	26.70	1.11	1.14	2.98	4.91
384.70	19.69	23.21	23.81	25.90	24.80	24.10	1.07	1.26	3.07	6.08
487.20	20.16	23.42	23.97	25.00	23.50	22.80	1.08	1.30	3.09	6.60
615.40	20.48	23.49	24.02	22.80	21.30	21.30	1.09	1.36	3.08	7.14
743.60	20.81	23.65	24.11	21.30	19.80	19.30	1.05	1.45	3.05	7.47
871.80	20.79	23.50	23.96	19.50	18.20	17.40	1.03	1.57	3.07	7.43
1000.00	20.84	23.32	23.66	18.10	16.60	16.20	1.06	1.71	3.11	7.00



Notes

- A. Performance and quality attributes and conditions not expressly stated in this specification document are intended to be excluded and do not form a part of this specification document.
- B. Electrical specifications and performance data contained in this specification document are based on Mini-Circuit's applicable established test performance criteria and measurement instructions.
- C. The parts covered by this specification document are subject to Mini-Circuits standard limited warranty and terms and conditions (collectively, "Standard Terms"); Purchasers of this part are entitled to the rights and benefits contained therein. For a full statement of the Standard Terms and the exclusive rights and remedies thereunder, please visit Mini-Circuits' website at www.minicircuits.com/MCLStore/terms.jsp

