


US Power Supply Cord with IEC Connector C13, V-Lock, straight



Power plug North America



See below:
[Approvals and Compliances](#)

Description

- Power Cord ,
- Protection class I , Pin temperature 70 °C
- with V-Lock interlocking system

Technical Data

| | | | |
|-----------------------------------|-------------------------------------------------------------------|-------------------------|--------------------------------------------------------------------------------------------------------------------------------------|
| Ratings UL/CSA | 10A / 125VAC; 60 Hz | appliance inlet/-outlet | C13 acc. to IEC 60320-3 IEC 60320-1 UL 498, CSA C22.2 no. 42 (for cold conditions) pin-temperature 70 °C, 10A, Protection Class I |
| Dielectric Strength | > 2 kVDC between L-N > 2 kVAC between L/N-PE (1 min/50Hz) | | |
| Allowable Operation Temperature | -25 °C to 70 °C | | |
| IP-Protection | from front side IP20 acc. to IEC 60529 | | |
| Protection against electric shock | Suitable for appliances with protection class I acc. to IEC 61140 | | |
| Terminal | moulded | | |
| Material: Housing | PVC, black | | |

Approvals and Compliances

Detailed information on product approvals, code requirements, usage instructions and detailed test conditions can be looked up in [Details about Approvals](#)

SCHURTER products are designed for use in industrial environments. They have approvals from independent testing bodies according to national and international standards. Products with specific characteristics and requirements such as required in the automotive sector according to IATF 16949, medical technology according to ISO 13485 or in the aerospace industry can be offered exclusively with customer-specific, individual agreements by SCHURTER.

Approvals

The approval mark is used by the testing authorities to certify compliance with the safety requirements placed on electronic products.

Approval Reference Type: 6051.2061

| Approval Logo | Certificates | Certification Body | Description |
|---------------|-------------------------------|--------------------|---------------------------|
| | UL Approvals | UL | UL File Number: |
| | CSA Approvals | CSA | CSA Certification Record: |

Product standards

Product standards that are referenced

| Organization | Design | Standard | Description |
|--------------|-----------------------|------------------|-----------------------------------------------------------------------|
| | Designed according to | IEC 60320-1 | Appliance couplers for household and similar general purposes |
| | Designed according to | IEC 60320-3 | Appliance couplers for household and similar general purposes |
| | Designed according to | UL 498 | Standard for Attachment Plugs and Receptacles |
| | Designed according to | CSA C22.2 no. 42 | General Use Receptacles, Attachment Plugs, and Similar Wiring Devices |






Application standards

Application standards where the product can be used

| Organization | Design | Standard | Description |
|----------------------------------------------------------------------------------|--------------------------------|--------------|-------------------------------------------------------------------------------------------------|
|  | Designed for applications acc. | IEC/UL 60950 | IEC 60950-1 includes the basic requirements for the safety of information technology equipment. |

Compliances

The product complies with following Guide Lines

| Identification | Details | Initiator | Description |
|----------------------------------------------------------------------------------|----------------------------------------------|-------------|------------------------------------------------------------------------------------------------------------------------------------------------------------------------------------------------------------------------------|
|  | CE declaration of conformity | SCHURTER AG | The CE marking declares that the product complies with the applicable requirements laid down in the harmonisation of Community legislation on its affixing in accordance with EU Regulation 765/2008. |
|  | RoHS | SCHURTER AG | Directive RoHS 2011/65/EU, Amendment (EU) 2015/836 |
|  | China RoHS | SCHURTER AG | The law SJ / T 11363-2006 (China RoHS) has been in force since 1 March 2007. It is similar to the EU directive RoHS. |
|  | REACH | SCHURTER AG | On 1 June 2007, Regulation (EC) No 1907/2006 on the Registration, Evaluation, Authorization and Restriction of Chemicals 1 (abbreviated as "REACH") entered into force. |
|  | | SCHURTER AG | V-Lock system are based on a matching plug-dose combination. The connector is equipped with a notch intended for use with the latching cordset. The cord latching system prevents against accidental removal of the cordset. |

All Variants

| Connector | | Cable | | | | Plug | | | | | Order Number |
|-----------|--------|--------------|-------------------------|------------|-------|---------------|---------|-----------|----------|---|--------------|
| Type | V-Lock | Cord Type | Conductor cross section | Length [m] | Color | Type | Country | Standard | Style | | |
| C13 | ● | SJT 3x18 AWG | 3 x 18 AWG | 1.5 | black | North America | USA | NEMA 5-15 | straight | - | 6051.2061 |

Availability for all products can be searched real-time: <https://www.schurter.com/en/Stock-Check/Stock-Check-SCHURTER>

Packaging unit 70 Pcs

Mating Inlets/Plugs shuttered

Category / Description

[Appliance Inlet Overview complete](#)



| | |
|-----------------------------------------------------------------------------------------------------------------------------------------------------------------------------------------|------|
| 6010, Mounting: Snap-in, Solder, quick-connect, screw, PCB, Appliance Inlet: IEC C14 | 6010 |
| 6015, Mounting: Snap-in, Solder, quick-connect, screw, PCB, Appliance Inlet: IEC C18 | 6015 |
| 6048, Mounting: Screw, Appliance Inlet: IEC C14 | 6048 |
| 6061, Mounting: Screw, Appliance Inlet: IEC C14 | 6061 |
| GSP1, Mounting: Screw, Appliance Inlet, IEC C14, For PCB mounting, IP40, Quick connect terminals 4.8 x 0.8 mm angled or straight, Suitable for appliances with protection class I or II | GSP1 |
| Appliance Inlet further types to 6051.2061 | ... |

[IEC Inlet Filter Overview complete](#)



| | |
|----------------------------------------------------------------------------------------------------------------------------------------------------------------------------------------------------------------------------------------------|------|
| 5123, Mounting: Screw, Front-/Rear-Side, Filter: Standard and Medical Version, Without fuse holder: 10 A, Thermoplast / steel tin-plated Appliance Inlet: IEC C14, Suitable for appliances with protection class I or II | 5123 |
| 5120, Mounting: Screw with plastic flange, Front-/Rear-Side, Filter: Standard and Medical Version, Without fuse holder: 10 A, Thermoplast / steel tin-plated Appliance Inlet: IEC C14, Suitable for appliances with protection class I or II | 5120 |
| KFS, Mounting: Screw, Front Side, Filter: Standard Version, Without fuse holder: 10 A, Appliance Inlet: IEC C14, pre-wired | KFS |
| IEC Inlet Filter further types to 6051.2061 | |

Category / Description

[Power Entry Module Overview complete](#)



| | |
|------------------------------------------------------------------------------------------------------------------------------------------------------------------------------------------------------------------------------------------------------------------------------|------|
| DD11, Mounting: Screw-on mounting, Rocker switch: non-illuminated or illuminated 2-pole, Quick connect terminals 4.8 x 0.8 mm, Appliance Inlet: IEC C14, With or without protection cover, Fuseholder: 1 or 2 pole, Suitable for appliances with protection class I | DD11 |
| DD21, Mounting: Screw-on mounting Rear Side, Rocker switch: non-illuminated or illuminated 2-pole, additional quick connect 4.8 x 0.8 mm Appliance Inlet: IEC C14, Fuseholder: 1 or 2 pole | DD21 |
| DC11, Mounting: Screw, Rocker switch: non-illuminated or illuminated 1 or 2 pole, Quick connect terminals 4.8 x 0.8 mm, Appliance Inlet: IEC C14, Without fuse holder: Suitable for appliances with protection class I or II | DC11 |
| DC21, Mounting: Screw Rear Side, Rocker switch: non-illuminated or illuminated 2-pole, Quick connect terminals 4.8 x 0.8 mm Appliance Inlet: IEC C14, Without fuse holder: | DC21 |
| KD, Mounting:Screw, Quick connect terminals 4.8 x 0.8 mm, Voltage Selector: 2-4 digits, Fuseholder: 1 or 2 pole, Rocker switch, non-illuminated, 2-pole, V-Lock cord retaining, Appliance Inlet: IEC C14, 250 VAC, prewired, Suitable for appliances with protection class I | KD |

[Power Entry Module further types to 6051.2061](#)

...

[Power Entry Module with line filter Overview complete](#)



| | |
|----------------------------------------------------------------------------------------------------------------------------------------------------------------------------------------------------------------------------------------------|------|
| DG12, Mounting : Screw, 8 mm, 15 A, prewired, Standard and Medical Version, Appliance Inlet: IEC C14 C18, Circuit Breakers TA35: DG12, Suitable for appliances with protection class I or II | DG12 |
| DD14, Mounting: Screw-on mounting, Front Side, Filter, Standard and Medical Version, Fuseholder:1 or 2 pole, 10 A, Rocker switch: 2-pole, non-illuminated Appliance Inlet: IEC C14, prewired | DD14 |
| DA22 Mounting: Screw-on mounting, Rear Side, PCB, 10 A, Filter: Standard and Medical Version, Fuseholder: 1 or 2 pole, Appliance Inlet: IEC C14, Suitable for appliances with protection class I | DA22 |
| DC12, Mounting: Screw, Front-/Rear-Side, Filter, Standard and Medical Version, Without fuse holder:10 A, Rocker switch: 1 or 2 pole, non-illuminated or illuminated Appliance Inlet: IEC C14, prewired | DC12 |
| DC22 Mounting: Screw, Rear Side, PCB, 10 A, Filter: Standard and Medical Version, Without fuse holder: Rocker switch: 1 or 2 pole, non-illuminated or illuminated, Appliance Inlet: IEC C14, Suitable for appliances with protection class I | DC22 |

[Power Entry Module with line filter further types to 6051.2061](#)

...