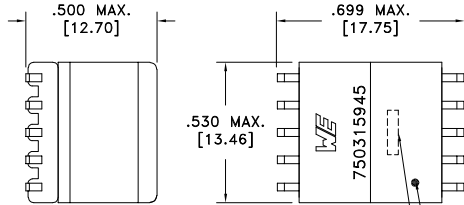
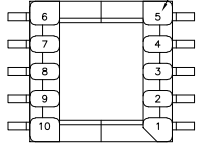


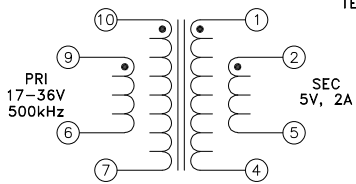
CUSTOMER TERMINAL	RoHS	LEAD(Pb)-FREE
Sn96%, Ag4%	Yes	Yes



TERM. NO.'s FOR REF. ONLY

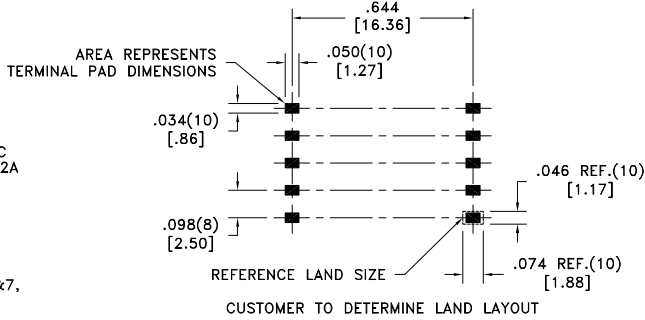


LOT CODE & DATE CODE  
DOT LOCATES TERM. #10



Customer to tie terminals 1&2, 4&5, 6&7, and 9&10 on PC board.

Application of the transformer allows for the leadwires between terminals 1&2, 4&5, 6&7, and 9&10 to solder bridge.



ELECTRICAL SPECIFICATIONS @ 25°C unless otherwise noted:

PARAMETER	TEST CONDITIONS	VALUE
D.C. RESISTANCE	1-5 tie(1+2, 4+5), @20°C	0.012 ohms max.
D.C. RESISTANCE	6-10 tie(6+7, 9+10), @20°C	0.016 ohms ±20%
INDUCTANCE	6-10 tie(6+7, 9+10), 10kHz, 100mVAC, Ls	98uH min.
LEAKAGE INDUCTANCE	6-10 tie(1+2+4+5, 6+7, 9+10), 100kHz, 10mVAC, Ls	400nH typ., 800nH max.
DIELECTRIC	1-10 tie(4+5, 6+7), 1250VAC, 1 second	-
URNS RATIO	(10-6):(1-5), tie(1+2, 4+5, 6+7, 9+10)	2.2:1, ±2%

GENERAL SPECIFICATIONS:

OPERATING TEMPERATURE RANGE: -40°C to +125°C including temp rise.

Designed for functional insulation only.

Wire insulation & RoHS status not affected by wire color.  
Wire insulation color may vary depending on availability.

REV.	DATE	Packaging Specifications Method: <b>Tape &amp; Reel</b> PKG-0499 www.we-online.com/midcom		Tolerances unless otherwise specified: Angles: ±1° Fractions: ±1/64 Decimals: ±.005 [.13] Footprint: ±.005 [.13]	DRAWING TITLE <b>TRANSFORMER</b>	PART NO. <b>750315945</b>
6B	9/22			This drawing is dual dimensioned. Dimensions in brackets are in millimeters.	eiSos p/n: 750315945	
6A	4/16	SEE REVISION SHEET FOR REVISION LEVEL				SPECIFICATION SHEET 1 OF 1