Rocker Switch | RF1-1H-DC-2-B-5

SWITCH COMPONENTS

Mechanical Dimensions: Inches [mm]

Tolerances ±0.012 [0.3] Unless Otherwise Specified

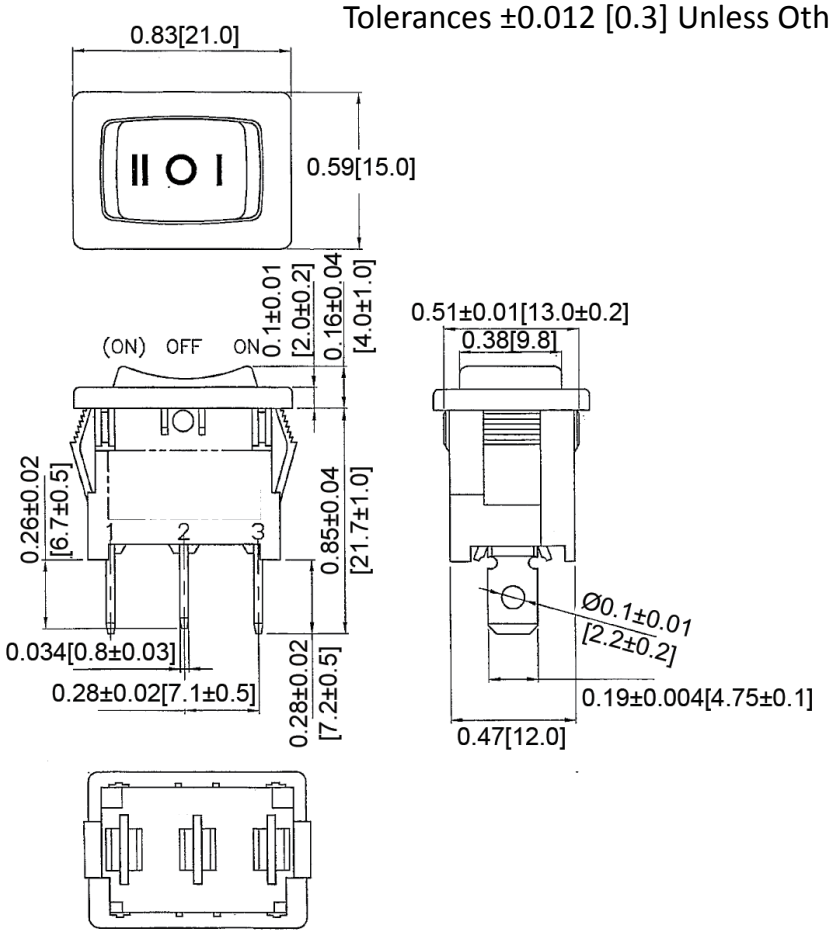

Mounting Hole

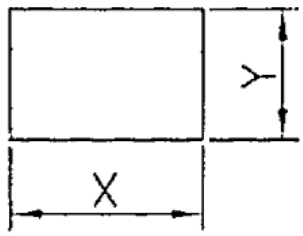

Thickness	X	Y
0.03~0.05 [0.75~1.25]	0.75 [19.2-0.1]	0.51 [13.2+0.1]
0.05~0.1 [1.25-2.0]	0.76 [19.4-0.1]	0.51 [13.2+0.1]
0.1~0.12 [2.0~3.0]	0.77 [19.8-0.1]	0.51 [13.2+0.1]

Circuit Diagram

3P SPDT ON-OFF-(ON)

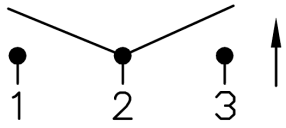

Electrical Specifications

Rating	16A 12V DC, 6A 28V DC
Contact Resistance	50m ohm Max
Insulation Resistance	DC 500V 100M ohm Min
Dielectric Strength	AC 1500V 1 minute
Operation Temperature	-25°C~85°C

Material Specifications

Frame	Black, Nylon 66
Actuator	Black, Nylon 66
Printed	White, Hot Stamping

Rocker Switch

RF1-1H-DC-2-B-5

SWITCH COMPONENTS

Rev	Date of issue	Revision Notes	Designed	Approved
B	08-09-2021	Initial Drawing	RC	OF