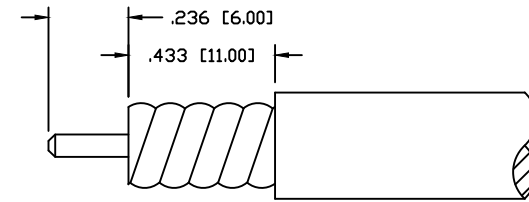
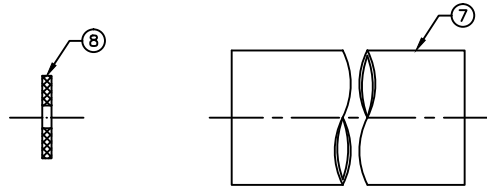
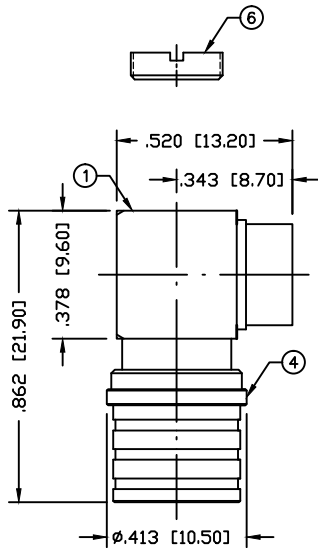


PART NO.

ROA-5010-HPL

REV	DESCRIPTION	DWN	DATE	APPROVED
-	ENGINEERING RELEASE	CZS	06/20/17	JDMc



RECOMMENDED STRIPPING DIMENSIONS

SPECIFICATIONS:

IMPEDANCE: 50 Ohms
 FREQUENCY RANGE: 0-6 GHz
 VSWR: <1.15:1 THRU 3 GHz
 3RD ORDER IM: $\leq 155\text{dBc}$ @ 700 MHz
 INSULATION RESISTANCE: 5k M Ohms min.
 TEMPERATURE RANGE: -40°C TO 165°C
 SPP-250-LLPL, SPO-250 & TFT-401

1	BODY	1	BRASS	WHITE BRONZE
2	GROUND RING	1	BRASS	WHITE BRONZE
3	INSULATOR	1	PTFE	---
4	SHELL	1	BRASS	WHITE BRONZE
5	PIN	1	BRASS	SILVER
6	PRESS CAP	1	BRASS	WHITE BRONZE
7	TUBING	1	HEAT SHRINK	---
8	SPACER	1	PTFE	---
#	DESCRIPTION	QTY	MATERIAL	FINISH

CUSTOMER
OUTLINE DRAWINGALL DIMENSIONS
ARE REFERENCE ONLYUNLESS OTHERWISE SPECIFIED:
DIMENSIONS ARE IN INCHES
AND [MILLIMETERS]

DRAWN	C. ZUNIGA	06/20/17
CHECKED		

ORJ DRAWN	C. ZUNIGA	06/20/17
-----------	-----------	----------

**RoHS
COMPLIANT**

PROPRIETARY AND CONFIDENTIAL
 THIS DRAWING CONTAINS
 INFORMATION PROPRIETARY TO
 RF INDUSTRIES. ANY
 UNAUTHORIZED USE OF THIS
 DRAWING IS EXPRESSLY
 PROHIBITED WITHOUT WRITTEN
 PERMISSION FROM RF
 INDUSTRIES. ANY VIOLATION IS
 PUNISHABLE UNDER U.S.
 COPYRIGHT LAWS.

RFconnectors

7610 MIRAMAR RD.
 SAN DIEGO, CA 92126
 (858) 549-6340
 (858) 549-6345 FAX

QMA PLUG R/A SOLDER

FOR 1/4" SUPER FLEX CABLE

SIZE	CABLE GROUP	DWG NO.	REV
A	HPL	RQA-5010-HPL	---
SCALE:	ENGINEERING ID:	SHEET 1 OF 1	
NTS	001787		