

PCB connector - MSTB 2,5 HC/ 4-GF-5,08 - 1924101

Please be informed that the data shown in this PDF Document is generated from our Online Catalog. Please find the complete data in the user's documentation. Our General Terms of Use for Downloads are valid (<http://phoenixcontact.com/download>)

Header, Nominal current: 16 A, Rated voltage (III/2): 320 V, Number of positions: 4, Pitch: 5.08 mm, Color: green, Contact surface: Tin, Mounting: Soldering



The figure shows a 10-position version of the product

Product Features

- 16 A (HC) headers in horizontal and vertical (MSTBV) versions
- Lateral HC marking („High Current“)
- Vibration-resistant connection by means of threaded flange (-GF)
- Lateral mismatching prevented by side panels
- Coding sections (CR) as protection against mismatching



Key Commercial Data

Packing unit	1 pc
Minimum order quantity	50 pc
Weight per Piece (excluding packing)	2.85 g
Custom tariff number	85366990
Country of origin	Germany

Technical data

Dimensions

Length	12 mm
Pitch	5.08 mm
Dimension a	15.24 mm
Constructional height	9 mm
Length of the solder pin	3.5 mm
Pin dimensions	1 x 1 mm
Pin spacing	5.00 mm

PCB connector - MSTB 2,5 HC/ 4-GF-5,08 - 1924101

Technical data

Dimensions

Hole diameter	1.4 mm
---------------	--------

General

Range of articles	MSTB 2,5 HC/...-GF
Insulating material group	I
Rated surge voltage (III/3)	4 kV
Rated surge voltage (III/2)	4 kV
Rated surge voltage (II/2)	4 kV
Rated voltage (III/3)	250 V
Rated voltage (III/2)	320 V
Rated voltage (II/2)	400 V
Connection in acc. with standard	EN-VDE
Nominal current I_N	16 A (see derating curve)
Maximum load current	16 A
Insulating material	PA
Flammability rating according to UL 94	V0
Color	green
Number of positions	4

Standards and Regulations

Connection in acc. with standard	EN-VDE
	CUL
Flammability rating according to UL 94	V0

Classifications

eCl@ss

eCl@ss 4.0	272607xx
eCl@ss 4.1	27260701
eCl@ss 5.0	27260701
eCl@ss 5.1	27260701
eCl@ss 6.0	27260704
eCl@ss 7.0	27440402
eCl@ss 8.0	27440402

ETIM

ETIM 3.0	EC001121
ETIM 4.0	EC002637

PCB connector - MSTB 2,5 HC/ 4-GF-5,08 - 1924101

Classifications

ETIM

ETIM 5.0	EC002637
----------	----------

UNSPSC

UNSPSC 6.01	30211810
UNSPSC 7.0901	39121409
UNSPSC 11	39121409
UNSPSC 12.01	39121409
UNSPSC 13.2	39121409

Approvals

Approvals


Approvals


UL Recognized / VDE Gutachten mit Fertigungsüberwachung / cUL Recognized / IECCEB Scheme / CCA / EAC / cULus Recognized

Ex Approvals

Approvals submitted

Approval details

UL Recognized 		
	B	D
Nominal current I _N	16 A	10 A
Nominal voltage U _N	300 V	300 V

VDE Gutachten mit Fertigungsüberwachung 	
Nominal current I _N	16 A
Nominal voltage U _N	250 V

PCB connector - MSTB 2,5 HC/ 4-GF-5,08 - 1924101

Approvals

cUL Recognized		
	B	D
Nominal current I _N	16 A	15 A
Nominal voltage U _N	300 V	150 V

IECEE CB Scheme	
Nominal current I _N	16 A
Nominal voltage U _N	250 V

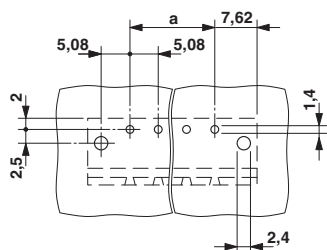
CCA	
Nominal current I _N	16 A
Nominal voltage U _N	250 V

EAC	
-----	--

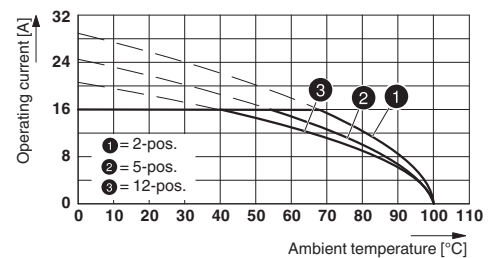
cULus Recognized	
------------------	--

Drawings

Drilling diagram



Diagram



Derating curve for: FKC 2,5 HC/...-STF-5,08 with MSTB 2,5 HC/...-GF-5,08

PCB connector - MSTB 2,5 HC/ 4-GF-5,08 - 1924101

Dimensional drawing

