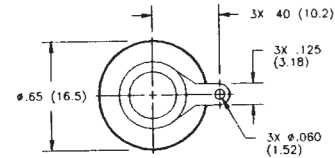
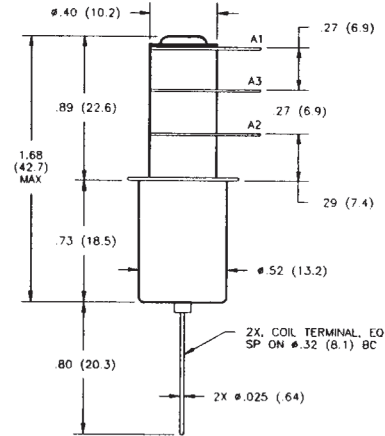



K45 Series Make & Break Load Switching — 1.5 - 2 kV Relays
K45C
Product Facts

- Small, low profile 2 kV relay
- Vacuum dielectric for power switching low current loads
- Single pole, double throw contacts
- Widely used in H.F. communication equipment
- Meets requirements of MIL-R-83725
- Low power consumption


Product Specifications
Contact Arrangement — SPDT

Contact Form — C

Test Voltage, DC or 60 Hz (Peak) — 4 kV

Rated Operating Voltage (Peak) — DC or 60 Hz — 2 kV
 2.5 MHz — 1.8 kV
 16 MHz — 1.4 kV
 32 MHz — 1.1 kV

Continuous Carry Current, Max. — DC or 60 Hz — 20 A
 2.5 MHz — 16 A
 16 MHz — 10 A
 32 MHz — 6 A
 Coil Hi-Pot (Vrms, 60 Hz) — 500 A

Contact Capacitance — Between Open Contacts — 1.6 pF
 Open Contacts to Ground — 2 pF

Contact Resistance, Max. — 0.05 ohm

Operate Time, Max. — 10 ms

Release Time, Max. — 10 ms

Shock, 11ms, 1/2 Sine (Peak) — 30 g

Vibration — Peak — 10 g (10 to 2000 Hz)

Operating Ambient Temperature Range — -55°C to +125°C

Mechanical Life — 2 million cycles

Weight, Nominal — 21.26 g (0.75 oz.)

Coil Data

Volts, Nominal DC	12 V	26.5 V
Pickup, Max.	8 Vdc	16 Vdc
Hold, Max. @ 65°C	8.5 Vdc	17 Vdc
Dropout	.5-5 Vdc	1-10 Vdc
Coil Resistance ($\pm 10\%$)	230 Ω	920 Ω

Ratings listed are for 25°C, sea level conditions.

Ordering Information
Sample Part Number ▶ **K45 C 3 3 4**
Series: _____

Contact Form: _____
 C = SPDT

Coil Voltage: _____
 2 = 12 Vdc, Bus Wire
 3 = 26.5 Vdc, Bus Wire

High Voltage Connections: _____
 3 = Solder Connection

Mounting: _____
 2 = Flanged
 4 = Standard

See page 7-87 for mounting methods.

For factory-direct application assistance, dial 800-253-4560, ext. 2055, or 805-220-2055.