

## EMG 17-OE- 5DC/ 24DC/500

This item is no longer available. Should you have any questions, please contact our Sales Team.

Order No.: 2954374

The illustration shows version EMG 17-OE, with short-circuit proof DC voltage output, max. 500 mA




<http://eshop.phoenixcontact.de/phoenix/treeViewClick.do?UID=2954374>

Input optocoupler, with light indicator and protection circuits in the input and output circuits, input: 5 V DC, output: short-circuit resistant, 12-35 V DC/max. 500 mA



### Commercial data

GTIN (EAN)	 4 017918 085032
Note	Made-to-order
sales group	G110
Pack	10 pcs.
Customs tariff	85364190
Catalog page information	Page 111 (IF-2002)

### Product notes

WEEE/RoHS-compliant since:  
04/01/2007



<http://www.download.phoenixcontact.com>  
Please note that the data given here has been taken from the online catalog. For comprehensive information and data, please refer to the user documentation. The General Terms and Conditions of Use apply to Internet downloads.

## Technical data

### Input data

Nominal input voltage $U_N$	5 V DC $\pm$ 10%
Switching threshold "0" signal in reference to $U_N$	$\leq$ 0.4
Switching threshold "1" signal in reference to $U_N$	$\geq$ 0.8
Typical input current at $U_N$	5 mA
Typical response time	50 $\mu$ s
Typical turn-off time	200 $\mu$ s
Status display	Yellow LED
Type of protection	Protection against polarity reversal
Protective circuit/component	Polarity protection diode
	RC element
Transmission frequency	300 Hz

### Output data

Output nominal voltage	24 V DC
Output nominal voltage range	22 V DC ... 35 V DC
Limiting continuous current	500 mA
Current limitation at short-circuits	620 mA (continued short-circuit resistant)
Voltage drop at max. limiting continuous current	2 V
Output circuit	3-conductor, ground-referenced
Indication	Red LED, (flashes in the event of short-circuits or overload)
Type of protection	Protection against polarity reversal
	Free running
Protective circuit/component	Polarity protection diode
	Damping diode

### Connection data

Type of connection	Screw connection
Stripping length	8 mm
Screw thread	M3
Conductor cross section solid min.	0.2 mm <sup>2</sup>
Conductor cross section solid max.	4 mm <sup>2</sup>
Conductor cross section stranded min.	0.2 mm <sup>2</sup>
Conductor cross section stranded max.	2.5 mm <sup>2</sup>
Conductor cross section AWG/kcmil min.	24

Conductor cross section AWG/kcmil max	12
<b>General data</b>	
Width	17.5 mm
Height	75 mm
Depth	102 mm
Test voltage input/output	3.5 kV AC
Ambient temperature (operation)	-20 °C ... 50 °C
Ambient temperature (storage/transport)	-20 °C ... 70 °C
Mounting position	Any
Assembly instructions	In rows with zero spacing
Operating mode	100% operating factor
Degree of protection	IP20
Inflammability class in acc. with UL 94 (housing)	V0
Standards/regulations	DIN VDE 0110b, Gr. C for 250 V DC VDE 0110
Pollution degree	2
Surge voltage category	III

#### Certificates / Approvals



Certification GOST

#### Accessories

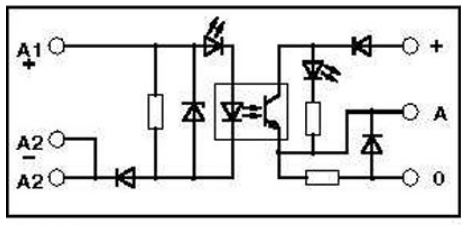
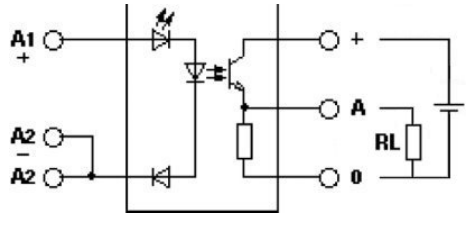
Item	Designation	Description
------	-------------	-------------

#### Marking

2947035	EMG-GKS 12	Equipment marker, width 12 mm
---------	------------	-------------------------------

**Diagrams/Drawings**

Circuit diagram



**Address**

PHOENIX CONTACT Deutschland GmbH  
Flachmarktstr. 8  
32825 Blomberg, Germany  
Phone +49 5235 3 12000  
Fax +49 5235 3 41200  
<http://www.phoenixcontact.de>



© 2011 Phoenix Contact  
Technical modifications reserved;