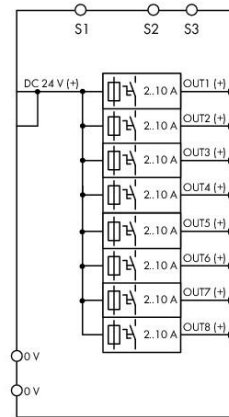


Data sheet | Item number: 787-1668/000-004

Electronic circuit breaker; 8-channel; 24 VDC input voltage; adjustable 2 ... 10 A; communication capability; Specialty configuration



www.wago.com/787-1668/000-004



i Picture differs from the item.

Similar to illustration

Item description

Features:

- Space-saving ECB with eight channels
- Nominal current: 2 ... 10 A (adjustable for each channel via sealable selector switch); Factory preset: 2 A (when switched off)

Subject to changes. Please also observe the further product documentation!

WAGO GmbH & Co. KG
Hansastr. 27
32423 Minden
Phone: +49571 887-0 | Fax: +49571 887-169
Email: info.de@wago.com | Web: www.wago.com

Do you have any questions about our products?
We are always happy to take your call at +49 (571) 887-44222.



- Switch-on capacity > 50000 μ F per channel
- One illuminated, three-colored button per channel simplifies switching (on/off), resetting, and on-site diagnostics
- Time-delayed switching of channels
- Tripped and switched off message (common group signal S3)
- Status message for each channel via pulse sequence
- Remote input resets tripped channels or switches on/off any number of channels via pulse sequence

Data

Technical data

Input

Nominal input voltage $U_{i\text{nom}}$	DC 24 V
Input voltage range	DC 18 ... 30 V

Output

Total number of channels (module)	8
Nominal output voltage $U_{o\text{nom}}$	8 x DC 24 V
Output voltage range	DC 18 ... 30 V (U_e - voltage drop)
Voltage drop	\leq 200 mV (10 A) (Input (+))
Nominal output current $I_{o\text{nom}}$	8 x 2 / 3 / 4 / 6 / 8 / 10 A (adjustable for each channel via selector switch)
Default setting	DC 2 A; switched off
Trip time	16 ms ... 100 s (Load-dependent)
Switch-on capacity	> 50000 μ F per channel
Switch-on behavior	Time-delayed channel switching (load-dependent, min. 50 ms / max. 5 s)
Active current limitation	no

Signaling and Communication

Signaling	8 x LED (green/red/orange) 1 x Remote control input (S1)
Operation status indicator	Green LED (channel OK) Red LED (tripped channel)
Remote input	Reactivation of all tripped channels via 15 ... 30 VDC pulse for min. 500 ms Switching on/off any number of channels via pulse sequence

Subject to changes. Please also observe the further product documentation!

Efficiency/power losses

Power loss P_1	$\leq 1.3 \text{ W}; \leq 20 \text{ W (8 x 10 A)}$
Efficiency (typ.)	99 %

Circuit protection

Internal fuse	T 15 A per channel
---------------	--------------------

Safety and protection

Protection class	III
Protection type	IP20; per EN 60529
Reverse voltage protection	No
Pollution degree	2
Transient suppression (primary)	Suppressor diode (33 V)
Parallel operation of single channels	Not permitted
Series operation	No
MTBF	> 500,000 h (per IEC 61709)

Connection data

Connection type 1	Input (+)
Connection technology	Push-in CAGE CLAMP®
WAGO connector	WAGO 831 Series
Solid conductor	0.5 ... 10 mm ² / 20 ... 8 AWG
Fine-stranded conductor	0.5 ... 10 mm ² / 20 ... 8 AWG
Strip length	13 ... 15 mm / 0.51 ... 0.59 inches
Connection type 2	Input (-); Output; Signaling
Connection technology 2	CAGE CLAMP®
WAGO connector 2	WAGO 721 Series
Solid conductor 2	0.08 ... 2.5 mm ² / 28 ... 12 AWG
Fine-stranded conductor 2	0.08 ... 2.5 mm ² / 28 ... 12 AWG
Strip length 2	8 ... 9 mm / 0.31 ... 0.35 inches

Physical data

Width	42 mm / 1.654 inches
Height	127 mm / 5 inches
Depth from upper-edge of DIN-rail	142.5 mm / 5.61 inches

Subject to changes. Please also observe the further product documentation!

Mechanical Data

Mounting type	DIN-35 rail
---------------	-------------

Material Data

Weight	420 g
--------	-------

Environmental requirements

Ambient temperature (operation)	-25 ... +70 °C
Ambient temperature (storage)	-25 ... +85 °C
Relative humidity	5 ... 96 % (no condensation permissible)
Derating	≥ 50 °C (see instruction manual)

Standards and specifications

Conformity marking	CE
Standards/specifications	EN 61000-6-2 EN 61000-6-3 UL 508 UL 2367 DNV

Commercial data

eCl@ss 10.0	27-37-18-02
eCl@ss 9.0	27-37-18-02
ETIM 8.0	EC001440
ETIM 7.0	EC001440
PU (SPU)	1 pcs
Packaging type	box
Country of origin	DE
GTIN	4050821804352
Customs tariff number	85363010900




Environmental Product Compliance

RoHS Compliance Status	Compliant, No Exemption
------------------------	-------------------------


Approvals / Certificates

General approvals


Subject to changes. Please also observe the further product documentation!

Logo	Approval	Additional Approval Text	Certificate name
	EAC Brjansker Zertifizierungsstelle	TP TC 020/2011	EAC_Certificate_RU_C-DE.AM02.B.00115_19
	UL Underwriters Laboratories Inc.	UL 508	E255817
	UR Underwriters Laboratories Inc.	UL 2367	E363438

Declarations of conformity and manufacturer's declarations

Logo	Approval	Additional Approval Text	Certificate name
	EU-Declaration of Conformity WAGO GmbH & Co. KG	-	-

Approvals for marine applications

Logo	Approval	Additional Approval Text	Certificate name
	DNV GL Det Norske Veritas, Germanischer Lloyd	-	TAA0000281

Optional accessories

Mounting adapter

DIN-rail adapter
















Item no.: 787-897/000-010
Carrier rail adapter made of zinc die-cast; horizontal mounting of 787-16xx (TS35)

www.wago.com/787-897/000-010

Tool

Operating tool

Subject to changes. Please also observe the further product documentation!





	<p>Item no.: 210-721 Operating tool; Blade: 5.5 x 0.8 mm; with a partially insulated shaft; multicoloured</p>	www.wago.com/210-721
	<p>Item no.: 210-769 SCREWDRIVER; green</p>	www.wago.com/210-769
	<p>Item no.: 210-720 Operating tool; Blade: 3.5 x 0.5 mm; with a partially insulated shaft; multicoloured</p>	www.wago.com/210-720
Marking accessories		
Marking strip		
	<p>Item no.: 2009-110 Marking strips; for Smart Printer; on reel; not stretchable; plain; snap-on type; white</p>	www.wago.com/2009-110
	<p>Item no.: 210-831 Marking strips; on reel; 2.3 mm wide; plain; Self-adhesive; white</p>	www.wago.com/210-831
	<p>Item no.: 210-832 Marking strips; on reel; 3 mm wide; plain; Self-adhesive; white</p>	www.wago.com/210-832
Marker		
	<p>Item no.: 2009-145 Mini-WSB Inline; for Smart Printer; 1700 pieces on roll; stretchable 5 - 5.2 mm; plain; snap-on type; white</p>	www.wago.com/2009-145
	<p>Item no.: 2009-115 WMB-Inline; for Smart Printer; 1500 pieces on roll; stretchable 5 - 5.2 mm; plain; snap-on type; white</p>	www.wago.com/2009-115
	<p>Item no.: 248-501 Mini-WSB marking card; as card; not stretchable; plain; snap-on type; white</p>	www.wago.com/248-501
	<p>Item no.: 793-501 WMB marking card; as card; not stretchable; plain; snap-on type; white</p>	www.wago.com/793-501
	<p>Item no.: 793-5501 WMB marking card; as card; for terminal block width 5 - 17.5 mm; stretchable 5 - 5.2 mm; plain; snap-on type; white</p>	www.wago.com/793-5501
Ferrule		
Ferrule		
	<p>Item no.: 216-203 Ferrule; Sleeve for 1 mm² / AWG 18; insulated; electro-tin plated; red</p>	www.wago.com/216-203
	<p>Item no.: 216-206 Ferrule; Sleeve for 2.5 mm² / AWG 14; insulated; electro-tin plated; blue</p>	www.wago.com/216-206

Subject to changes. Please also observe the further product documentation!

	Item no.: 216-207 Ferrule; Sleeve for 4 mm ² / AWG 12; insulated; electro-tin plated; gray	www.wago.com/216-207
	Item no.: 216-202 Ferrule; Sleeve for 0.75 mm ² / 18 AWG; insulated; electro-tin plated; gray	www.wago.com/216-202
	Item no.: 216-204 Ferrule; Sleeve for 1.5 mm ² / AWG 16; insulated; electro-tin plated; black	www.wago.com/216-204
	Item no.: 216-205 Ferrule; Sleeve for 2.08 mm ² / AWG 14; insulated; electro-tin plated; yellow	www.wago.com/216-205
	Item no.: 216-208 Ferrule; Sleeve for 6 mm ² / AWG 10; insulated; electro-tin plated; electrolytic copper; gastight crimped; acc. to DIN 46228, Part 4/09.90; yellow	www.wago.com/216-208
	Item no.: 216-201 Ferrule; Sleeve for 0.5 mm ² / 20 AWG; insulated; electro-tin plated; white	www.wago.com/216-201
	Item no.: 216-223 Ferrule; Sleeve for 1 mm ² / AWG 18; insulated; electro-tin plated; red	www.wago.com/216-223
	Item no.: 216-241 Ferrule; Sleeve for 0.5 mm ² / 20 AWG; insulated; electro-tin plated; electrolytic copper; gastight crimped; acc. to DIN 46228, Part 4/09.90; white	www.wago.com/216-241
	Item no.: 216-242 Ferrule; Sleeve for 0.75 mm ² / 18 AWG; insulated; electro-tin plated; electrolytic copper; gastight crimped; acc. to DIN 46228, Part 4/09.90; gray	www.wago.com/216-242
	Item no.: 216-222 Ferrule; Sleeve for 0.75 mm ² / 18 AWG; insulated; electro-tin plated; gray	www.wago.com/216-222
	Item no.: 216-221 Ferrule; Sleeve for 0.5 mm ² / 20 AWG; insulated; electro-tin plated; white	www.wago.com/216-221
	Item no.: 216-224 Ferrule; Sleeve for 1.5 mm ² / AWG 16; insulated; electro-tin plated; black	www.wago.com/216-224
	Item no.: 216-243 Ferrule; Sleeve for 1 mm ² / AWG 18; insulated; electro-tin plated; electrolytic copper; gastight crimped; acc. to DIN 46228, Part 4/09.90; red	www.wago.com/216-243
	Item no.: 216-244 Ferrule; Sleeve for 1.5 mm ² / AWG 16; insulated; electro-tin plated; electrolytic copper; gastight crimped; acc. to DIN 46228, Part 4/09.90; black	www.wago.com/216-244
	Item no.: 216-263 Ferrule; Sleeve for 1 mm ² / AWG 18; insulated; electro-tin plated; electrolytic copper; gastight crimped; acc. to DIN 46228, Part 4/09.90; red	www.wago.com/216-263
	Item no.: 216-246 Ferrule; Sleeve for 2.5 mm ² / AWG 14; insulated; electro-tin plated; electrolytic copper; gastight crimped; acc. to DIN 46228, Part 4/09.90; blue	www.wago.com/216-246
	Item no.: 216-266 Ferrule; Sleeve for 2.5 mm ² / AWG 14; insulated; electro-tin plated; electrolytic copper; gastight crimped; acc. to DIN 46228, Part 4/09.90; blue	www.wago.com/216-266

Subject to changes. Please also observe the further product documentation!



	Item no.: 216-264 Ferrule; Sleeve for 1.5 mm ² / AWG 16; insulated; electro-tin plated; electrolytic copper; gastight crimped; acc. to DIN 46228, Part 4/09.90; black	www.wago.com/216-264
	Item no.: 216-284 Ferrule; Sleeve for 1.5 mm ² / AWG 16; insulated; electro-tin plated; electrolytic copper; gastight crimped; acc. to DIN 46228, Part 4/09.90; black	www.wago.com/216-284
	Item no.: 216-286 Ferrule; Sleeve for 2.5 mm ² / AWG 14; insulated; electro-tin plated; electrolytic copper; gastight crimped; acc. to DIN 46228, Part 4/09.90; blue	www.wago.com/216-286
	Item no.: 216-287 Ferrule; Sleeve for 4 mm ² / AWG 12; insulated; electro-tin plated; electrolytic copper; gastight crimped; acc. to DIN 46228, Part 4/09.90; gray	www.wago.com/216-287
	Item no.: 216-262 Ferrule; Sleeve for 0.75 mm ² / 18 AWG; insulated; electro-tin plated; electrolytic copper; gastight crimped; acc. to DIN 46228, Part 4/09.90; gray	www.wago.com/216-262
	Item no.: 216-288 Ferrule; Sleeve for 6 mm ² / AWG 10; insulated; electro-tin plated; electrolytic copper; gastight crimped; acc. to DIN 46228, Part 4/09.90; yellow	www.wago.com/216-288
	Item no.: 216-301 Ferrule; Sleeve for 0.25 mm ² / AWG 24; insulated; electro-tin plated; yellow	www.wago.com/216-301
	Item no.: 216-321 Ferrule; Sleeve for 0.25 mm ² / AWG 24; insulated; electro-tin plated; yellow	www.wago.com/216-321
	Item no.: 216-322 Ferrule; Sleeve for 0.34 mm ² / 22 AWG; insulated; electro-tin plated; light turquoise	www.wago.com/216-322
	Item no.: 216-267 Ferrule; Sleeve for 4 mm ² / AWG 12; insulated; electro-tin plated; electrolytic copper; gastight crimped; acc. to DIN 46228, Part 4/09.90; gray	www.wago.com/216-267
	Item no.: 216-302 Ferrule; Sleeve for 0.34 mm ² / 22 AWG; insulated; electro-tin plated; light turquoise	www.wago.com/216-302

Downloads

Documentation

Bid Text

787-1668/000-004 X81 - Datei	2019 Jul 3	xml 7.4 kB	Download
787-1668/000-004 docx - Datei	2019 Jul 3	docx 21.0 kB	Download

Instruction Leaflet

Elektronischer Schutzschalter	10/2015	pdf	Download
-------------------------------	---------	-----	----------

Subject to changes. Please also observe the further product documentation!



2020 Nov 24

694.2 kB

Additional Information

Disposal and Recycling	V 1.1.0	pdf	Download
Electrical and electronic equipment, Batteries, Packaging	2022 Aug 18	2.2 MB	

Libraries**CoDeSys 3.x Library**

Libraries for CODESYS V3.x	2023-04-26	ZIP	Download
WAGO libraries based on CODESYS V3.x control systems	2023 Apr 26	89.6 MB	

- WagoAppASi
- WagoAppCanLayer2
- WagoAppCom
- WagoAppDALI
- WagoAppDCDriveController
- WagoAppDigitalImpulseInterface
- WagoAppEnOcean
- WagoAppFuse
- WagoAppHART
- WagoAppIOLink
- WagoAppM_Bus
- WagoAppMP_Bus
- WagoAppPowerMeasurement
- WagoAppRTC
- WagoAppSMI
- WagoAppSolenoid
- WagoAppStepper
- WagoAppVibrationMonitoring

CODESYS Control Win V3 x64 is used as a test instance in version 3.5.18.20.

Library

Anbindung Stromversorgungen Serie 787	1.0.0	zip	Download
Die Bibliothek "WagoLib787_02.lib" stellt Funktionsbausteine und Visualisierungen zur Verfügung, mit deren Hilfe die Informationen der WAGO Stromversorgungsmodule der Serie 787 angezeigt werden können.	2017 Aug 28	348.4 kB	

Subject to changes. Please also observe the further product documentation!

WAGO GmbH & Co. KG
 Hansastr. 27
 32423 Minden
 Phone: +49571 887-0 | Fax: +49571 887-169
 Email: info.de@wago.com | Web: www.wago.com

Do you have any questions about our products?
 We are always happy to take your call at +49 (571) 887-44222.



Anbindung Stromversorgungen Serie 787

1.3.0

zip

Download

Die Bibliothek "WagoLib787_01.lib" stellt Funktionsbausteine und Visualisierungen zur Verfügung, mit deren Hilfe die Informationen der WAGO Stromversorgungsmodule der Serie 787 angezeigt werden können.

2014 May 14

562.7 kB

CAD/CAE-Data

CAD data

2D/3D Models 787-1668/000-004

[URL](#)

[Download](#)

CAE data

EPLAN Data Portal 787-1668/000-004

[URL](#)

[Download](#)

WSCAD Universe 787-1668/000-004

[URL](#)

[Download](#)

ZUKEN Portal 787-1668/000-004

[URL](#)

[Download](#)

EPLAN Data Portal 787-1668/000-004

[URL](#)

[Download](#)

WSCAD Universe 787-1668/000-004

[URL](#)

[Download](#)

Environmental Product Compliance

Compliance Search

Environmental Product Compliance 787-1668/000-004

[URL](#)

[Download](#)

Electronic circuit breaker; 8-channel; 24 VDC input voltage; adjustable 2 ... 10 A; communication capability; Specialty configuration

Installation Notes

Subject to changes. Please also observe the further product documentation!

WAGO GmbH & Co. KG

Hansastr. 27

32423 Minden

Phone: +49571 887-0 | Fax: +49571 887-169

Email: info.de@wago.com | Web: www.wago.com

Do you have any questions about our products?

We are always happy to take your call at +49 (571) 887-44222.