







Timing and high precision GNSS modules



	Timing modules					High precision GNSS, dead reckoning, and correction modules						
	RCB-F9T	ZED-F9T	LEA-M8F	LEA-M8T	NEO-M8T	NEO-M8P-0	NEO-M8P-2	NEO-D9S	ZED-F9P	ZED-F9H	ZED-F9K	ZED-F9R
Grade												
Automotive								•			•	
Professional		•	•	•	•	•	•	•	•	•	•	•
Standard	•											
Physical												
Image												
Size [mm]	31.7 x 67.2	17 x 22 x 2.4	17.0 x 22.4			12.2 x 16.0 x 2.4				17 x 22 x 2.4		
Package & pins	8 pins	LGA 54	LCC 28			LCC 24				LGA 54		
GNSS												
GPS / QZSS	•	•	•	•	•	•	•		•	•	•	•
GLONASS	•	•	•	•	•	•	•		•	•	•	•
Galileo	•	•		•	•				•	•	•	•
BeiDou	•	•	•	•	•	•	•		•	•	•	•
Number of concurrent GNSS	4	4	2	3	3	2	2		4	4	4	4
Multi-band	•	*							•	•	•	•
Interfaces												
UART	1	2	1	1	1	1	1	2	2	2	2	2
USB		1	1	1	1	1	1	1	1	1	1	1
SPI		1	1	1	1	1	1	1	1	1	1	1
DDC (I2C compliant)		1	1	1	1	1	1	1	1	1	1	1
Features												
Programmable (flash)	•	•	•	•	•	•	•	•	•	•	•	•
Data logging	•	•		•	•	•	•		•	•		
Carrier phase output	•	•		•	•	•	•		•			•
Additional SAW	•	•	•	•	•	•	•	•	•	•	•	•
Additional LNA			•	•	•	•	•					
RTC crystal	•	•		•	•	•	•	•	•	•	•	•
Oscillator	T	T	V	T	T	T	T	T	T	T	T	T
RTK rover						•	•		•		•	•
RTK base station							•		•			
Moving base						•	•		•			
Survey-in and fixed mode	•	•	•	•	•		•		•			
Built-in sensor											•	•
Time pulse	2	2	1	2	2	1	1		1	1	1	1
Time mark input		2	2	2	2	1	1		1	1	1	1
Frequency output			•									
Power supply												
2.7 V – 3.6 V	•	•		•	•	•	•	•	•	•	•	•
3.0 V – 3.6 V			•									

* = Available in two pin-compatible band versions, for L1/L2/E5b or L1/L5/E5a band support

T = TCXO

V = VCTCXO

UBX-13004717 - R22

	Dead reckoning and high precision GNSS chips			Standard precision GNSS chips							
	UBX-M8030-KA-DR	UBX-M8030-KT-DR	UBX-F9940-KA-DR	UBX-M10050-KB	UBX-M9140-KA	UBX-M9140-KB	UBX-M8230-CT	UBX-M8030-CT	UBX-M8030-KA	UBX-M8030-KT	UBX-G8020-KT
Grade											
Automotive	*		•		*				*		
Professional		•		•		•				•	•
Standard							•	•			
Physical											
Image											
Size [mm]	5.0 x 5.0 x 0.59			4.0 x 4.0 x 0.55	5.0 x 5.0 x 0.59		2.99 x 3.21 x 0.36		5.0 x 5.0 x 0.59		
Package & pins	QFN40			QFN28	QFN40		WL-CSP47		QFN40		
GNSS											
GPS / QZSS	•	•	•	•	•	•	•	•	•	•	•
GLONASS	•	•	•	•	•	•	•	•	•	•	•
Galileo	•	•	•	•	•	•	cm	•	•	•	
BeiDou	•	•	•	•	•	•	•	•	•	•	
Number of concurrent GNSS	3	3	4	4	4	4	3	3	3	3	1
Multi-band			•								
Interfaces											
UART	1	1	2	1	2	2	1	1	1	1	1
USB	1	1	1		1	1		1	1	1	1
SPI	1	1	1	1	1	1	1	1	1	1	1
DDC (I2C compliant)	1	1	2	1	1	1	1	1	1	1	1
Features											
Programmable (flash)	•	•	•		S	S		S	S	S	
Data logging	•	•			S	S	S	S	S	S	S
Data batching				•	•	•	•				
RTC crystal	S	S	•	S	S	S	S	S	S	S	S
Oscillator	C/T	C/T	T	C/T	T	T	T	C/T	C/T	C/T	C/T
Antenna supply and supervisor	S	S	S	S	S	S		S	S	S	S
RTK rover			•								
Time pulse	2	2	2	1	2	2		2	2	2	2
Power supply											
1 V – 1.8 V				•							
1.4 V – 3.6 V	•	•					•	•	•	•	•
1.65 V – 2.0 V					•	•					
1.65 V – 3.6 V			•								
2.25 V – 3.6 V				•	•						

* = Operating temperature -40 °C to +105 °C
 cm = Only supported in continuous mode

C/T = Crystal and TCXO supported
 T = TCXO (supported in chip)
 C = Crystal

S = Supported, may require ext. components

UBX-13004717 - R22

Standard precision GNSS modules



	Standard precision GNSS SiP modules						Standard precision GNSS modules						
	ZOE-M8B	ZOE-M8G	ZOE-M8Q	EVA-M8M	EVA-M8Q	EVA-8M	MAX-M10S	MAX-M8C	MAX-M8Q	MAX-M8W	MAX-8C	MAX-8Q	LEA-M8S
Grade													
Automotive													
Professional	•	•	•	•	•	•	•	•	•	•	•	•	
Standard													
Physical													
Image													
Size [mm]	4.5 x 4.5 x 1.0			7.0 x 7.0 x 1.1			9.7 x 10.1 x 2.5					17.0 x 22.4 x 2.4	
Package & pins	S-LGA 51			LGA 43			LCC 18					LCC 28	
GNSS													
GPS / QZSS	•	•	•	•	•	•	•	•	•	•	•	•	•
GLONASS	•	•	•	•	•	•	•	•	•	•	•	•	•
Galileo	cm	•	•	•	•		•	•	•	•			•
BeiDou	•	•	•	•	•		•	•	•	•			•
Number of concurrent GNSS	3	3	3	3	3	1	4	3	3	3	1	1	3
Interfaces													
UART	1	1	1	1	1	1	1	1	1	1	1	1	1
USB				1	1	1							1
SPI	1	1	1	1	1	1							
DDC (I2C compliant)	1	1	1	1	1	1	1	1	1	1	1	1	1
Features													
Programmable (flash)		E	E	E	E								
Data logging	E	E	E	E	E	E							
Data batching	•						•						
Additional SAW	•	•	•				•						•
Additional LNA	•	•	•				•						
RTC crystal	o	o	o	o	o	o	•	◆	•	•	◆	•	•
Oscillator	T	T	T	C	T	C	T	C	T	T	C	T	T
Built-in antenna supply and supervisor										•			•
Time pulse		1	1	1	1	1	1	1	1	1	1	1	1
Power supply													
1.71 V – 1.89 V	•	•											
1.65 V – 3.6 V				•		•		•			•		
2.7 V – 3.6 V			•		•		•	•	•		•	•	•

cm = Only supported in continuous mode

E = External flash required

o = Optional, or requires external components
◆ = Yes, but with higher backup current

C = Crystal
T = TCXO

UBX-13004717 - R22

Standard precision and dead reckoning GNSS modules



	Dead reckoning GNSS modules			Standard precision GNSS modules					Standard precision GNSS antenna modules			
	EVA-M8E	NEO-M8L	NEO-M8U	NEO-M9N	NEO-M8M	NEO-M8N	NEO-M8Q	NEO-M8Q-01A	NEO-8Q	CAM-M8C	CAM-M8Q	SAM-M8Q
Grade												
Automotive		•						*				
Professional	•	•	•	•	•	•	•		•	•	•	•
Standard												
Physical												
Image												
Size [mm]	7 x 7 x 1.1	12.2 x 16.0 x 2.4		12.2 x 16.0 x 2.4					9.6 x 14.0 x 1.95		15.5 x 15.5 x 6.3	
Package & pins	LGA 43	LCC 24		LCC 24					LCC 31		LGA 20	
GNSS												
GPS / QZSS	•	•	•	•	•	•	•	•	•	•	•	•
GLONASS	•	•	•	•	•	•	•	•	•	•	•	•
Galileo	•	•	•	•	•	•	•	•	•	•	•	•
BeiDou	•	•	•	•	•	•	•	•	•	•	•	•
Number of concurrent GNSS	3	3	3	4	3	3	3	3	1	3	3	3
Interfaces												
UART	1	1	1	1	1	1	1	1	1	1	1	1
USB	1	1	1	1	1	1	1	1	1			
SPI	1	1	1	1	1	1	1	1	1	1	1	
DDC (I2C compliant)	1	1	1	1	1	1	1	1	1	1	1	1
Features												
Programmable (flash)	E	•	•	•		•						
Data logging	E	•	•	•		•						
Additional SAW				•		•	•		•	•	•	•
Additional LNA				•		•	•		•	•	•	•
RTC crystal	◦	•	•	•	•	•	•	•	•	◆	•	•
Oscillator	T	C/T	C	T	C	T	T	T	T	C	T	T
Built-in antenna										•	•	•
Built-in antenna supply and supervisor		S	S									
Time pulse	1	1	1	1	1	1	1	1	1	1	1	1
Built-in sensor		•	•									
Power supply												
1.65 V – 3.6 V					•					•		
2.7 V – 3.6 V				•		•	•	•	•		•	•

◦ = Optional, or requires external components
 ◆ = Yes, but with higher backup current
 E = External flash required

* = Operating temperature -40 °C to +105 °C
 S = Supported, may require ext. components

C/T = Crystal and TCXO supported
 C = Crystal
 T = TCXO

UBX-13004717 - R22