

Data sheet | Item number: 237-103

PCB terminal block; 2.5 mm²; Pin spacing 5 mm; 3-pole; 2,50 mm²; gray

www.wago.com/237-103



Data

Electrical data

Ratings per IEC/EN

Ratings per	IEC/EN 60664-1
Rated voltage (III/2)	250 V
Rated impulse voltage (III/2)	2.5 kV
Rated current	16 A
Legend (ratings)	(III / 2) ≙ Overvoltage category III / Pollution degree 2

Subject to changes. Please also observe the further product documentation!

WAGO GmbH & Co. KG
Hansastr. 27
32423 Minden
Phone: +49571 887-0 | Fax: +49571 887-169
Email: info.de@wago.com | Web: www.wago.com

Do you have any questions about our products?
We are always happy to take your call at +49 (571) 887-44222.



Connection data

Connection points	3
Total number of potentials	3
Number of connection types	1
Number of levels	1

Connection 1

Connection technology	Screw connection
Actuation type	Operating tool
Solid conductor	0.5 ... 2.5 mm ² / 20 ... 14 AWG
Fine-stranded conductor	0.5 ... 2.5 mm ² / 20 ... 14 AWG
Strip length	5 ... 7 mm / 0.2 ... 0.28 inches
Conductor connection direction to PCB	0°
Pole number	3

Physical data

Pin spacing	5 mm / 0.197 inches
Width	15 mm / 0.591 inches
Height from the surface	11 mm / 0.433 inches
Depth	9 mm / 0.354 inches
Solder pin length	4.5 mm
Solder pin diameter	1 mm

Plug-in connection

Plugging without loss of pin spacing	Yes
--------------------------------------	-----

PCB contact

PCB contact	THT
Solder pin arrangement	over the entire terminal strip (in-line)
Number of solder pins per potential	1

Material Data

Note (material data)

Information on material specifications can be found here

Subject to changes. Please also observe the further product documentation!

WAGO GmbH & Co. KG

Hansastr. 27

32423 Minden

Phone: +49571 887-0 | Fax: +49571 887-169

Email: info.de@wago.com | Web: www.wago.com

Do you have any questions about our products?

We are always happy to take your call at +49 (571) 887-44222.



Color	gray
Material group	I
Insulation material	Polyamide (PA66)
Flammability class per UL94	V0
Clamping spring material	Chrome-nickel spring steel (CrNi)
Contact material	Electrolytic copper (E _{Cu})
Contact plating	Tin
Fire load	0.024 MJ
Weight	2.9 g

Environmental requirements

Limit temperature range	-60 ... +105 °C
-------------------------	-----------------

Commercial data

Product Group	4 (Printed Circuit Connectors)
eCl@ss 10.0	27-44-04-01
eCl@ss 9.0	27-44-04-01
ETIM 8.0	EC002643
ETIM 7.0	EC002643
PU (SPU)	400 (100) pcs
Packaging type	box
Country of origin	IN
GTIN	4045454539788
Customs tariff number	85369010000

Environmental Product Compliance

CAS-No.	7439-92-1
REACH Candidate List Substance	Lead
RoHS Compliance Status	Compliant,With Exemption
RoHS Exemption	6(c)
SCIP notification number (Austria)	8ff0490c-5039-4500-b7b5-e3bf400b1e28
SCIP notification number (Belgium)	9717a959-2116-4a04-af44-57cc038d7e78
SCIP notification number (Bulgaria)	3af75402-4145-4976-9910-892797a5bdd2
SCIP notification number (Czech Republic)	31f9ed50-ff6c-44ea-945c-d99b619286a9
SCIP notification number (Denmark)	64e1ef5f-5430-480f-8d46-8c2fdebc5fef
SCIP notification number (Finland)	b38f34bc-d2c1-45fc-b7f1-4ddbac9e107d

Subject to changes. Please also observe the further product documentation!





WAGO GmbH & Co. KG
Hansastr. 27
32423 Minden
Phone: +49571 887-0 | Fax: +49571 887-169
Email: info.de@wago.com | Web: www.wago.com

Do you have any questions about our products?
We are always happy to take your call at +49 (571) 887-44222.



SCIP notification number (France)	8963928d-d84c-47cc-802e-35d7d46dfade
SCIP notification number (Germany)	7f53d3f9-c2df-42b1-bbb3-59c5bda00fd5
SCIP notification number (Hungary)	87d61b01-ed8c-46ab-a753-a1fc8d559824
SCIP notification number (Italy)	8cb44b35-4f85-4610-a64a-d29b49bd3cb8
SCIP notification number (Netherlands)	6f0f968d-7581-4c82-affc-8bee09b7a0f1
SCIP notification number (Poland)	3914204a-b025-46e9-aeef-40ab615521f1
SCIP notification number (Romania)	6f223efd-4032-434c-93c0-010f74b54659
SCIP notification number (Sweden)	06dae264-6c0a-4859-b0f5-e86fccfa083c

Approvals / Certificates

General approvals

Logo	Approval	Additional Approval Text	Certificate name
	CCA DEKRA Certification B.V.	EN 60947	NTR NL-7137
	CCA DEKRA Certification B.V.	EN 60947	2160584.33
	CSA DEKRA Certification B.V.	C22.2 No. 158	70048844
	UL UL International Germany GmbH	UL 1059	E45172

Declarations of conformity and manufacturer's declarations

Logo	Approval	Additional Approval Text	Certificate name
	EU-Declaration of Conformity WAGO GmbH & Co. KG	-	-
	UK-Declaration of Conformity WAGO GmbH & Co. KG	-	-

Subject to changes. Please also observe the further product documentation!

WAGO GmbH & Co. KG
Hansastr. 27
32423 Minden
Phone: +49571 887-0 | Fax: +49571 887-169
Email: info.de@wago.com | Web: www.wago.com

Do you have any questions about our products?
We are always happy to take your call at +49 (571) 887-44222.



Downloads

Documentation

Additional Information

Technical Section	2019 Apr 3	pdf	Download
Technical explanations		2.0 MB	

CAD/CAE-Data

CAE data

EPLAN Data Portal 237-103	URL	Download
ZUKEN Portal 237-103	URL	Download

PCB Design

Symbol and Footprint 237-103	URL	Download
------------------------------	-----	----------

CAX data for your PCB design, consisting of "schematic symbols and PCB footprints", allow easy integration of the WAGO component into your development environment.

Supported formats:

- Accel EDA 14 & 15
- Altium 6 to current version
- Cadence Allegro
- DesignSpark
- Eagle Libraries
- KiCad
- Mentor Graphics BoardStation
- Mentor Graphics Design Architect
- Mentor Graphics Design Expedition 99 and 2000
- OrCAD 9.X PCB and Capture
- PADS PowerPCB 3, 3.5, 4.X, and 5.X
- PADS PowerPCB and PowerLogic 3.0
- PCAD 2000, 2001, 2002, 2004, and 2006
- Pulsonix 8.5 or newer
- STL
- 3D STEP
- TARGET 3001!

Subject to changes. Please also observe the further product documentation!

WAGO GmbH & Co. KG
Hansastr. 27
32423 Minden
Phone: +49571 887-0 | Fax: +49571 887-169
Email: info.de@wago.com | Web: www.wago.com

Do you have any questions about our products?
We are always happy to take your call at +49 (571) 887-44222.



- View Logic ViewDraw
- Quadcept
- Zuken CadStar 3 and 4
- Zuken CR-5000 and CR-8000

PCB Component Libraries (EDA), PCB CAD Library Ultra Librarian

CAD data

2D/3D Models 237-103	URL	Download
----------------------	-----	----------

Environmental Product Compliance

Compliance Search

Environmental Product Compliance 237-103 PCB terminal block; 2.5 mm ² ; Pin spacing 5 mm; 3-pole; 2,50 mm ² ; gray	URL	Download
---	-----	----------

Installation Notes

Subject to changes. Please also observe the further product documentation!