

Contact Dimensions:

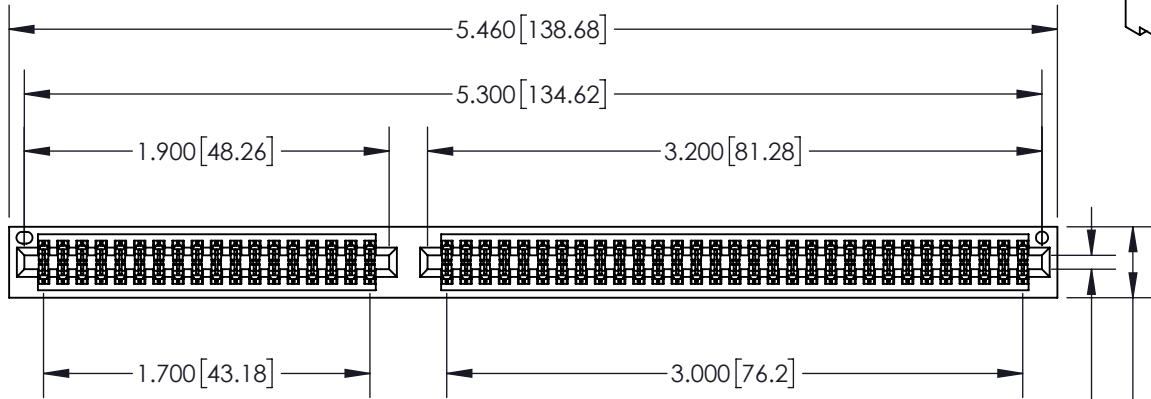
542-Wire Wrap .025 Sq.(0.64 Sq.) - Tail LG=.645(16.38)
.100 (2.54) Contact Spacing x .200 (5.08) Row Spacing

THIS IS A C.A.D. GENERATED DRAWING
 DO NOT MAKE MANUAL REVISIONS TO MASTER.



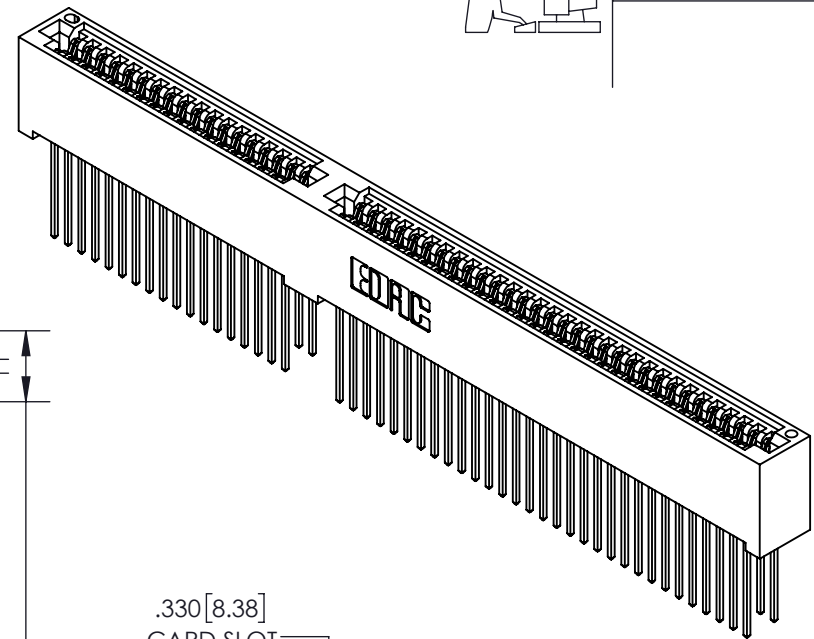
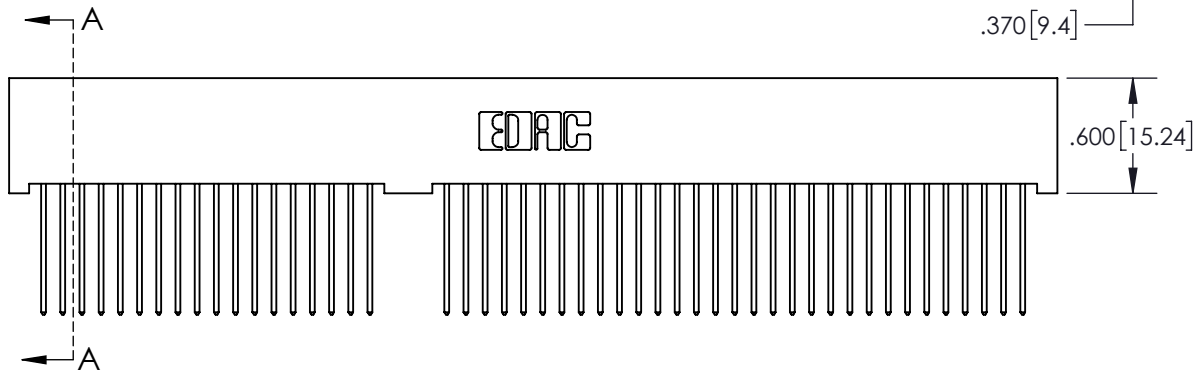
ISSUE NUMBER

ORIGINAL ①

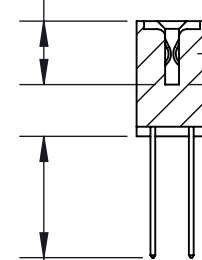


CARD SLOT ACCEPTS
 .054" [1.37] TO .070" [1.78]
 THICK PCB

.370 [9.4]



.330 [8.38]
 CARD SLOT
 DEPTH



.160 [4.06]
 POINT OF
 CONTACT

.150 [3.81]

SECTION A-A

- INSULATOR MATERIAL: THERMOPLASTIC PE BLACK, UL 94V-0
- CONTACT MATERIAL: COPPER ALLOY
- CONTACT PLATING: GOLD ON THE MATING AREA, TIN PLATING ON THE CONTACT TAILS, NICKEL UNDERPLATE

395-AT SERIES CARD EDGE CONNECTOR
PART NUMBER: 395-098-542-300



YOUR CONNECTION TO QUALITY & SERVICE

EDAC INC
 TORONTO, ONTARIO
 CANADA

THESE DRAWINGS AND SPECIFICATIONS
 ARE THE PROPERTY OF EDAC INC. AND
 SHALL NOT BE REPRODUCED, OR COPIED
 OR USED AS THE BASIS FOR THE
 MANUFACTURE OR SALE OF APPARATUS
 WITHOUT WRITTEN PERMISSION.

ACAD REFERENCE NO.	395-AT
DRAWN: R.STA.MONICA	DATE: MAY.16/2017
CHECKED:	DATE:
SCALE: 1:1	SHEET 1 OF 1
DRAWING NUMBER 395-AT	ISSUE 1