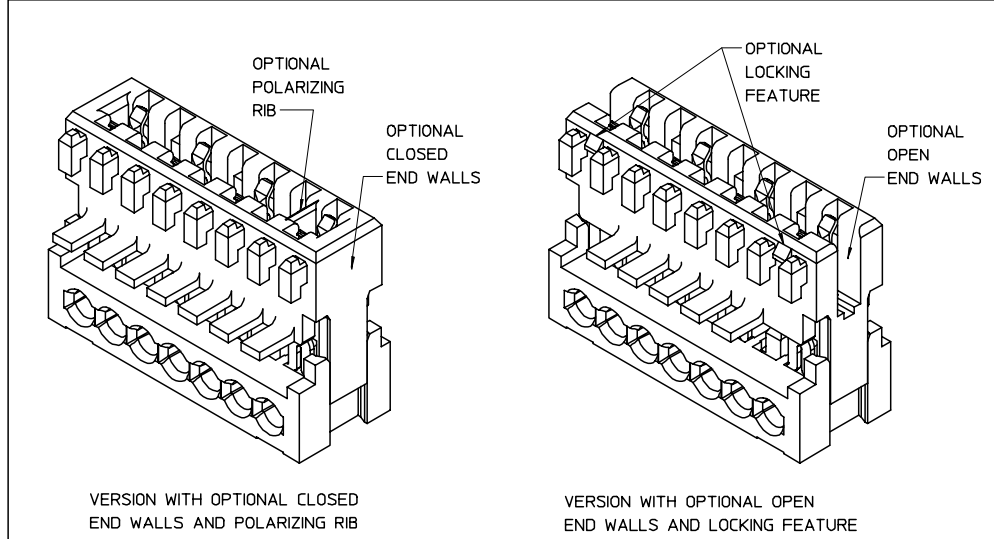
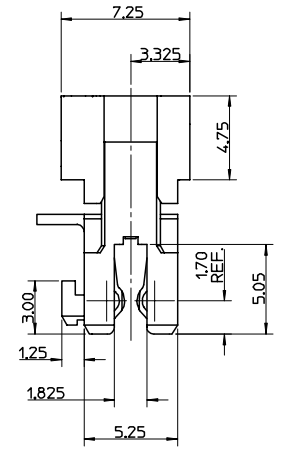
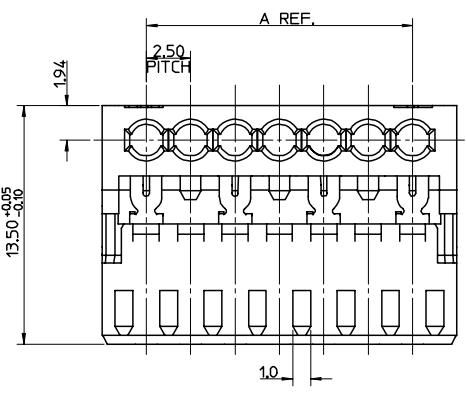
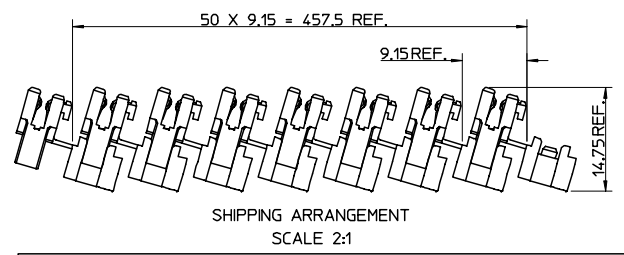
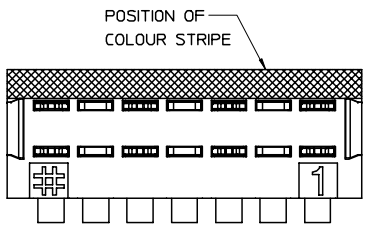
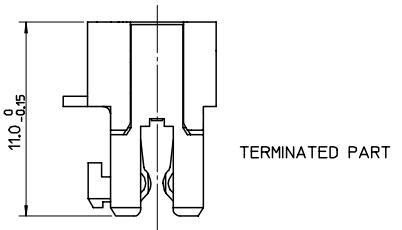


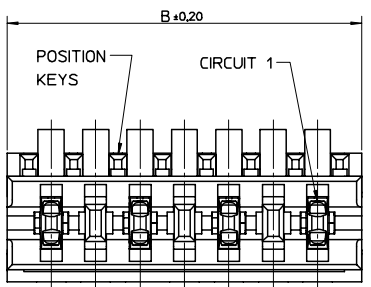
CCT	'A'	'B'	PACKAGING PER TRAY	PACKAGING PER BOX
2	5.0	9.875	1200	3600
3	10.0	14.875	750	2250
4	15.0	19.875	600	1800
5	20.0	24.875	450	1350
6	25.0	29.875	300	900
7	30.0	34.875	300	900
8	35.0	39.875	300	900
9	40.0	44.875	150	450
10	45.0	49.875	150	450



VERSION WITH OPTIONAL CLOSED END WALLS AND POLARIZING RIB

VERSION WITH OPTIONAL OPEN END WALLS AND LOCKING FEATURE

SEE SUBSEQUENT SHEETS FOR RELEVANT PART NUMBERS.



- NOTES:
- REFER TO PRODUCT SPECIFICATION: PS-99020-0040.
  - MATERIAL: HOUSING - POLYESTER (PBT) 10% GLASS FILLED, UL94-V0, COLOUR: NATURAL (BEIGE).  
TERMINAL: PHOSPHOR BRONZE 0.30 REF. THICK - PLATING HOT TIN DIP.

NEW PART OPTIONS ADDED ECL NO: E2003-1344 DRWN: JDENNEY2003/07/08 CHKD: BNAGUIRE2003/07/08 APPR: MWILHITE 2003/07/08	QUALITY SYMBOLS ▽ - 0 ◁ - 0	GENERAL TOLERANCES (UNLESS SPECIFIED)		SCALE 5:1	DESIGN UNITS METRIC	THIRD ANGLE PROJECTION	REVISE ON CAD ONLY	
		m/m	INCH	DIMENSION STYLE MM ONLY		TITLE		
		4 PLACES ± --- ± ---	3 PLACES ± 0.05 ± ---	DRAWN BY LKIERNAN	DATE 1999/04/20	APPLI-MATE 2.5 FEMALE 5MM TERMINAL PITCH		
		2 PLACES ± 0.10 ± ---	1 PLACE ± 0.2 ± ---	CHECKED BY PWHITE	DATE 1999/05/04	MOLEX INCORPORATED		
		ANGULAR ±1/2°		APPROVED BY MWILHITE	DATE 1999/05/04	MATERIAL NO. SEE CHART SD-90872-001	DOCUMENT NO.	SHEET NO. 1 OF 2
DRAFT WHERE APPLICABLE MUST REMAIN WITHIN DIMENSIONS		THIS DRAWING CONTAINS INFORMATION THAT IS PROPRIETARY TO MOLEX INCORPORATED AND SHOULD NOT BE USED WITHOUT WRITTEN PERMISSION						

### 2 CIRCUIT

MOLEX PART NO.	REMOVED POSITION KEYS	CONFIGURATION (SEE NOTE 1)	REF.	END WALLS	POLARIZING RIB	LOCKING DEVICE	CONTACT PITCH	CABLE TYPE (SEE NOTE 2)	COLOUR
90872-0002	NONE		K00	OPEN	NO	NO	5.0	A	NATURAL
90872-0003	a		K30	OPEN	NO	NO	5.0	A	NATURAL
90872-0004	b		K31	OPEN	NO	NO	5.0	A	NATURAL
90872-0005	c		K32	OPEN	NO	NO	5.0	A	NATURAL
90872-0006	d		K33	OPEN	NO	NO	5.0	A	NATURAL
90872-0007	b d		K34	OPEN	NO	NO	5.0	A	NATURAL
90872-0008	a c		K35	OPEN	NO	NO	5.0	A	NATURAL
90872-0009	a d		K36	OPEN	NO	NO	5.0	A	NATURAL
90872-0010	a b		K37	OPEN	NO	NO	5.0	A	NATURAL
90872-0011	b c		K38	OPEN	NO	NO	5.0	A	NATURAL
90872-0012	c d		K39	OPEN	NO	NO	5.0	A	NATURAL
90872-0501	NONE		K00	CLOSED	BETWEEN CKT 1 & VOID CKT	NO	5.0	A	NATURAL
90872-0014	b c d		K40	OPEN	NO	NO	5.0	A	NATURAL
90872-0351	d		K00	OPEN	NO	NO	5.0	B	NATURAL
90872-0013	b c		K38	OPEN	NO	NO	5.0	A	RED
90872-0015	b c d		K40	OPEN	NO	NO	5.0	A	BLUE
90872-0016	c d		K39	OPEN	NO	NO	5.0	A	BLUE

### 3 CIRCUIT

MOLEX PART NO.	REMOVED POSITION KEYS	CONFIGURATION (SEE NOTE 1)	REF.	END WALLS	POLARIZING RIB	LOCKING DEVICE	CONTACT PITCH	CABLE TYPE (SEE NOTE 2)	COLOUR
90872-1001	NONE		K00	OPEN	NO	NO	5.0	A	NATURAL
90872-1002	b		K35	OPEN	NO	NO	5.0	A	NATURAL
90872-1003	c		K36	OPEN	NO	NO	5.0	A	NATURAL
90872-1004	c d e		K40	OPEN	NO	NO	5.0	A	NATURAL

### 4 CIRCUIT

MOLEX PART NO.	REMOVED POSITION KEYS	CONFIGURATION (SEE NOTE 1)	REF.	END WALLS	POLARIZING RIB	LOCKING DEVICE	CONTACT PITCH	CABLE TYPE (SEE NOTE 2)	COLOUR
90872-2001	NONE		K00	OPEN	NO	NO	5.0	A	NATURAL
90872-2002	a		K30	OPEN	NO	NO	5.0	A	NATURAL
90872-2003	b		K31	OPEN	NO	NO	5.0	A	NATURAL
90872-2004	d f		K37	OPEN	NO	NO	5.0	A	NATURAL
90872-2005	a e g		K43	OPEN	NO	NO	5.0	A	RED

### 5 CIRCUIT

MOLEX PART NO.	REMOVED POSITION KEYS	CONFIGURATION (SEE NOTE 1)	REF.	END WALLS	POLARIZING RIB	LOCKING DEVICE	CONTACT PITCH	CABLE TYPE (SEE NOTE 2)	COLOUR
90872-3001	NONE		K00	OPEN	NO	NO	5.0	A	NATURAL

### 6 CIRCUIT

MOLEX PART NO.	REMOVED POSITION KEYS	CONFIGURATION (SEE NOTE 1)	REF.	END WALLS	POLARIZING RIB	LOCKING DEVICE	CONTACT PITCH	CABLE TYPE (SEE NOTE 2)	COLOUR
90872-4001	NONE		K00	OPEN	NO	NO	5.0	A	NATURAL

### 7 CIRCUIT

MOLEX PART NO.	REMOVED POSITION KEYS	CONFIGURATION (SEE NOTE 1)	REF.	END WALLS	POLARIZING RIB	LOCKING DEVICE	CONTACT PITCH	CABLE TYPE (SEE NOTE 2)	COLOUR
90872-5001	a c e g i k m		K03	OPEN	NO	NO	5.0	A	NATURAL

**NOTES**

- 1 + DENOTES TERMINAL VOIDED POSITION
- ⊙ DENOTES TERMINAL LOADED POSITION
- | DENOTES POLARIZING RIB POSITION
- 2. A - APPLICABLE CABLE: 0.22 - 0.38 sqmm (12 CONDUCTORS)
- B - APPLICABLE CABLE: 0.22 sqmm (7 CONDUCTORS)
- 0.34 sqmm (7 CONDUCTORS)

NEW PART OPTIONS ADDED EC NO: E2003-1314 774 DRAWN: JDENNEH/2003/07/08 CHKD: BMAGUIRE/2003/07/08 APPR: MWLHTE/2003/07/08 REV:	QUALITY SYMBOLS	GENERAL TOLERANCES (UNLESS SPECIFIED)	SCALE 1:1	DESIGN UNITS METRIC	THIRD ANGLE PROJECTION	REVISE ON CAD ONLY
	4 PLACES ± --- ± --- 3 PLACES ± 0.05 ± --- 2 PLACES ± 0.10 ± --- 1 PLACE ± 0.2 ± ---	DIMENSION STYLE MM ONLY DRAWN BY LKIERNAN DATE 1999/04/20 CHECKED BY PWHITE DATE 1999/05/04 APPROVED BY MWLHTE DATE 1999/05/04	TITLE APPLI-MATE 2.5 FEMALE 5MM TERMINAL PITCH	MATERIAL NO. SEE CHART	DOCUMENT NO. SD-90872-001	SHEET NO. 2 OF 2
	▲ 0 ▽ 0	DRAFT WHERE APPLICABLE MUST REMAIN WITHIN DIMENSIONS	MOLEX INCORPORATED THIS DRAWING CONTAINS INFORMATION THAT IS PROPRIETARY TO MOLEX INCORPORATED AND SHOULD NOT BE USED WITHOUT WRITTEN PERMISSION			