



## Main

Range of Product	Harmony K
Product or Component Type	Complete cam switch
Component name	K1
[Ith] conventional free air thermal current	12 A
Mounting Location	Front
Fixing Mode	Ø 22 mm hole
Cam switch head type	With front plate 45 x 45 mm
Type of operator	Black handle 1.38 in (35 mm)
Rotary handle padlocking	Without
Presentation of legend	With metallic, 0 - 1 - 2 - 3 black
Cam switch function	Stepping switch
Return	Without
Off position	With Off position
Poles description	3P
Switching positions	Right: 0° - 45° - 90° - 135°
IP degree of protection	IP65 IEC 529 IP65 NF C 20-010

## Complementary

Number of steps	3
Switching angle	45°
[Ui] rated insulation voltage	690 V 3)IEC 60947-1
[Ithe] conventional enclosed thermal current	10 A
Rated operational power in W	10500 W AC-21, 500...660 V 3 phase IEC 947-3 1100 W AC-3, 230 V 3 phase IEC 947-3 1500 W AC-23A, 230 V 3 phase IEC 947-3 1500 W AC-3, 400 V 1 phase IEC 947-3 1500 W AC-3, 400 V 3 phase IEC 947-3 1500 W AC-3, 500 V 3 phase IEC 947-3 1500 W AC-3, 690 V 3 phase IEC 947-3 2200 W AC-23A, 400 V 3 phase IEC 947-3 2200 W AC-23A, 500 V 3 phase IEC 947-3 2200 W AC-23A, 690 V 3 phase IEC 947-3 4800 W AC-21, 230 V 3 phase IEC 947-3 600 W AC-3, 230 V 1 phase IEC 947-3 8300 W AC-21, 400 V 3 phase IEC 947-3
[Ie] rated operational current AC	1.8 A 690 V AC-3 3 phase IEC 947-3 2.8 A 500 V AC-3 3 phase IEC 947-3 2.8 A 690 V AC-23A 3 phase IEC 947-3 3.3 A 400 V AC-3 3 phase IEC 947-3 3.8 A 500 V AC-23A 3 phase IEC 947-3 4.6 A 230 V AC-3 3 phase IEC 947-3 4.8 A 400 V AC-23A 3 phase IEC 947-3 5.6 A 230 V AC-23A 3 phase IEC 947-3 1 A 500 V AC-15 IEC 947-5-1 2 A 400 V AC-15 IEC 947-5-1 3 A 230 V AC-15 IEC 947-5-1
Electrical durability	1000000 Cycles AC-15 1000000 Cycles AC-21 500000 Cycles AC-23 500000 cycles AC-3

Maximum operating rate	2.5 Cyc/Mn AC-21 2.5 Cyc/Mn AC-23 2.5 Cyc/Mn AC-3 8.333 cyc/mn AC-15
Short-circuit current	10000 A
Short-circuit protection	16 A cartridge fuse gG
[Uimp] rated impulse withstand voltage	4 KV in isolating function 6 kV IEC 947-1
Contact operation	Slow-break
Positive opening	With
Electrical connection	Captive screw clamp terminals flexible 2 x 1.5 mm <sup>2</sup> Captive screw clamp terminals solid 1 x 2.5 mm <sup>2</sup>
Mechanical durability	1000000 cycles
CAD overall width	1.77 in (45 mm)
CAD overall height	1.97 in (50 mm)
CAD overall depth	3.50 in (89 mm)
Net Weight	0.52 lb(US) (0.235 kg)

## Environment

Standards	EN 60947-3 power circuit EN 60947-5-1 control circuit IEC 60947-3 power circuit IEC 60947-5-1 control circuit CENELEC EN 50013
Product certifications	CSA 240 V 3 hp 3 phase 2 UL 240 V 0.33 hp 1 phase 2 CSA 240 V 1 hp 1 phase UL 240 V 1 hp 3 phase
Protective treatment	TC
Ambient air temperature for operation	-13...131 °F (-25...55 °C)
Ambient Air Temperature for Storage	-40...158 °F (-40...70 °C)
Shock resistance	30 gn IEC 68-2-27
Vibration resistance	5 gn 10...150 Hz)IEC 68-2-6
Overvoltage category	Class II IEC 536 Class II NF C 20-030

## Ordering and shipping details

Category	21446 - 9003 K CAM SWITCHES
Discount Schedule	CS1
GTIN	3389110979114
Nbr. of units in pkg.	1
Package weight(Lbs)	8.29 oz (235 g)
Returnability	No
Country of origin	CZ

## Packing Units

Unit Type of Package 1	PCE
Package 1 Height	5.31 in (13.5 cm)
Package 1 width	2.05 in (5.2 cm)
Package 1 Length	2.20 in (5.6 cm)

## Offer Sustainability

Sustainable offer status	Green Premium product
California proposition 65	WARNING: This product can expose you to chemicals including: Nickel compounds, which is known to the State of California to cause cancer, and Di-isodecyl phthalate (DIDP), which is known to the State of California to cause birth defects or other reproductive harm. For more information go to <a href="http://www.P65Warnings.ca.gov">www.P65Warnings.ca.gov</a>
REACH Regulation	<a href="#">REACH Declaration</a>
REACH free of SVHC	Yes
EU RoHS Directive	Pro-active compliance (Product out of EU RoHS legal scope) <a href="#">EU RoHS Declaration</a>
Toxic heavy metal free	Yes
Mercury free	Yes
RoHS exemption information	<a href="#">Yes</a>
China RoHS Regulation	<a href="#">China RoHS Declaration</a>
Environmental Disclosure	<a href="#">Product Environmental Profile</a>
WEEE	The product must be disposed on European Union markets following specific waste collection and never end up in rubbish bins.

## Contractual warranty

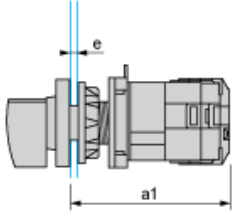
Warranty	18 months
----------	-----------

---

Operating Head and Body with Plastic Base

---

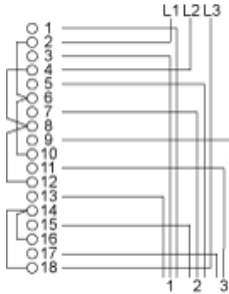
Front Mounting by  $\varnothing 22$  mm/0.87 in. Hole



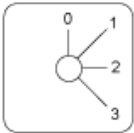
a1 110.5 mm/4.35 in.

e support panel thickness 1 mm/0.039 in. to 6 mm/0.24 in.

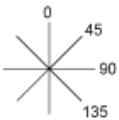
Link Positions (Factory Mounted)



Marking



Angular Position of Switch



Switching Program



Convention Used for Switching Program Representation

- Contact closed
- Contact closed in 2 positions and maintained between the 2 positions
- Sealed assembly for auto-maintain control
- Overlapping contacts
- Spring return position: for a switching angle of 90°, spring return is over 30° after the last position (for a maximum of 3 simultaneous contacts).

Example:

