

OSRAM KW DELPS2.RA

Datasheet

Published by **ams-OSRAM AG**

Tobelbader Strasse 30, 8141 Premstaetten, Austria

Phone +43 3136 500-0

ams-osram.com

© All rights reserved



TOPLED® E1608

KW DELPS2.RA

The TOPLED E1608 expands ams-OSRAM's low power portfolio to meet the requirements in the field of illumination of switches and buttons in automotive interior applications. The TOPLED E1608 offers one of the smallest LED industry standard footprints in a highly reliable and well proved package concept. The TOPLED E1608 is available in different colors and brightness levels. Its outstanding performance is suitable for a huge variety of applications where a small package design with excellent reliability is needed.



Applications

- Ambient Lighting
- Appliances & Tools
- Automotive Aftermarket

Features

- Package: white SMT package, colored diffused silicone resin
- Chip technology: InGaN on Sapphire
- Typ. Radiation: 120° (Lambertian emitter)
- Color: Cx = 0.33, Cy = 0.33 acc. to CIE 1931 (● white)
- Corrosion Robustness Class: 2B
- Qualifications: AEC-Q102 Qualified
- ESD: 2 kV acc. to ANSI/ESDA/JEDEC JS-001 (HBM, Class 2)

Ordering Information

Type	Luminous Intensity ¹⁾ $I_F = 10 \text{ mA}$ I_v	Ordering Code
KW DELPS2.RA-TIVH-FK3PM3-Z555	390 ... 450 mcd	Q65113A5574
KW DELPS2.RA-TIVH-FK0PN0-Z555	390 ... 970 mcd	Q65113A2945
KW DELPS2.RA-TIVH-FK1NN1-Z555	390 ... 970 mcd	Q65113A2946
KW DELPS2.RA-TIVH-FK2NM2-Z555	390 ... 970 mcd	Q65113A2219

Maximum Ratings

Parameter	Symbol		Values
Operating Temperature	T_{op}	min.	-40 °C
		max.	110 °C
Storage Temperature	T_{stg}	min.	-40 °C
		max.	110 °C
Junction Temperature	T_j	max.	125 °C
Forward current $T_s = 25\text{ °C}$	I_F	min.	0.1 mA
		max.	20 mA
Surge current $t \leq 10\ \mu\text{s}$; $D = 0.005$; $T_s = 25\text{ °C}$	I_{FS}	max.	40 mA
Reverse voltage ²⁾ $T_s = 25\text{ °C}$	V_R	max.	5 V
ESD withstand voltage acc. to ANSI/ESDA/JEDEC JS-001 (HBM, Class 2)	V_{ESD}		2 kV

Characteristics

$I_F = 10 \text{ mA}$; $T_s = 25 \text{ °C}$

Parameter	Symbol		Values
Chromaticity Coordinate ³⁾	C_x	typ.	0.33
	C_y	typ.	0.33
Viewing angle at 50% I_V	2ϕ	typ.	120 °
Forward Voltage ⁴⁾ $I_F = 10 \text{ mA}$	V_F	min.	2.70 V
		typ.	2.90 V
		max.	3.20 V
Reverse current ²⁾ $V_R = 5 \text{ V}$	I_R	typ.	0.01 μA
		max.	10 μA
Real thermal resistance junction/ambient ⁵⁾⁶⁾	$R_{thJA \text{ real}}$	max.	570 K / W
Real thermal resistance junction/solderpoint ⁵⁾	$R_{thJS \text{ real}}$	typ.	120 K / W
		max.	210 K / W

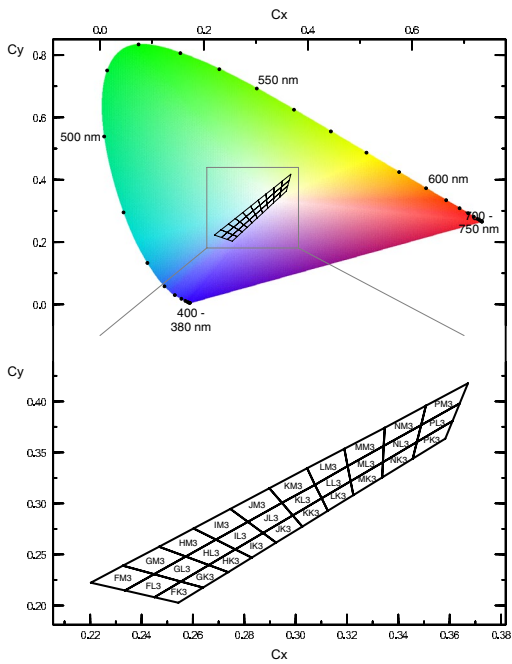
Brightness Groups

Group	Luminous Intensity ¹⁾ $I_F = 10 \text{ mA}$ min. I_v	Luminous Intensity ¹⁾ $I_F = 10 \text{ mA}$ max. I_v	Luminous Flux ⁷⁾ $I_F = 10 \text{ mA}$ typ. Φ_v
TI	390 mcd	450 mcd	1260 mlm
UG	450 mcd	520 mcd	1460 mlm
UH	520 mcd	610 mcd	1700 mlm
UI	610 mcd	710 mcd	1980 mlm
VG	710 mcd	820 mcd	2300 mlm
VH	820 mcd	970 mcd	2690 mlm

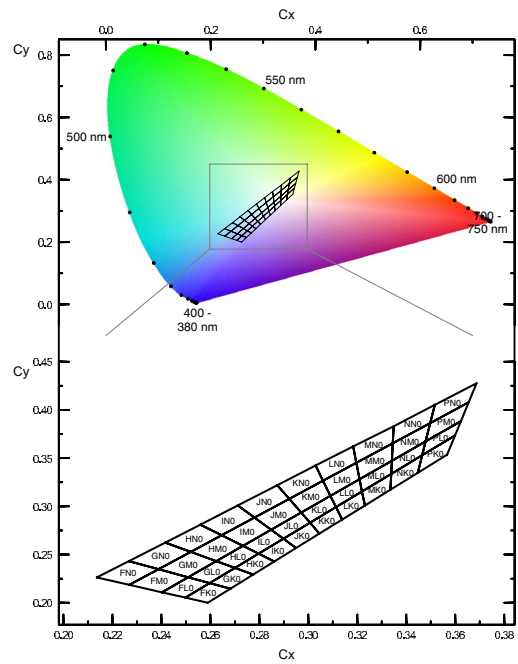
Forward Voltage Groups

Group	Forward Voltage ⁴⁾ $I_F = 10 \text{ mA}$ min. V_F	Forward Voltage ⁴⁾ $I_F = 10 \text{ mA}$ max. V_F
Z5	2.70 V	2.95 V
55	2.95 V	3.20 V

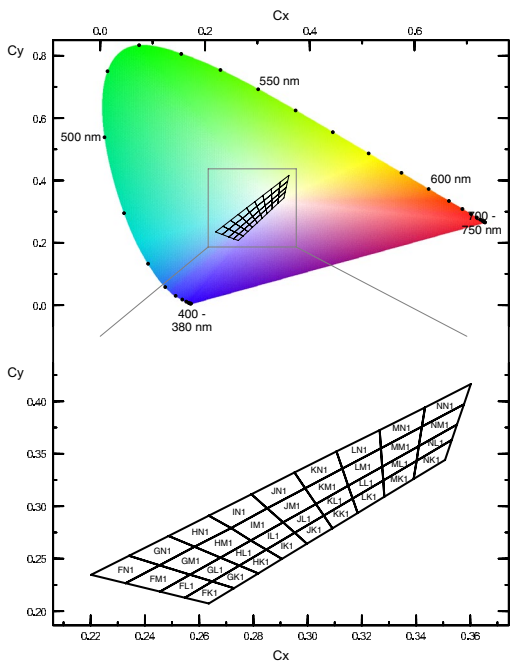
Chromaticity Coordinate Groups



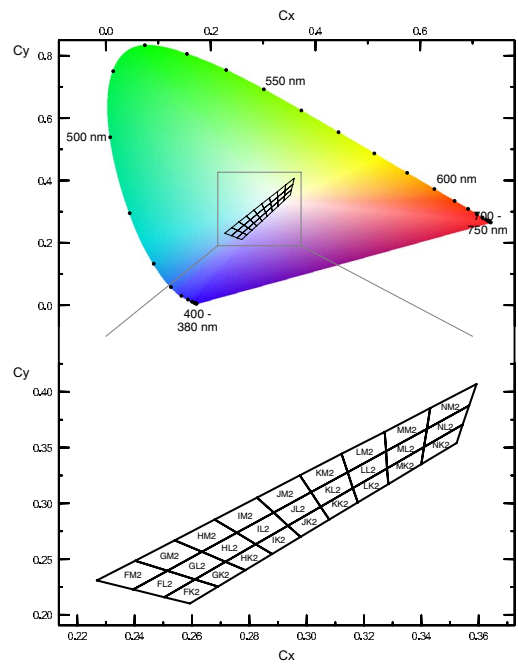
Chromaticity Coordinate Groups



Chromaticity Coordinate Groups



Chromaticity Coordinate Groups



Chromaticity Coordinate Groups ³⁾

Group	Cx	Cy	Group	Cx	Cy	Group	Cx	Cy
FK0	0.2498	0.2053	FM0	0.2269	0.2185	GK2	0.2611	0.2318
	0.2597	0.2204		0.2388	0.2348		0.2717	0.2476
	0.2682	0.2146		0.2509	0.2264		0.2786	0.2401
	0.2589	0.2000		0.2402	0.2108		0.2691	0.2254
FK1	0.2547	0.2129	FM1	0.2329	0.2267	GK3	0.2553	0.2234
	0.2649	0.2283		0.2454	0.2438		0.2662	0.2396
	0.2729	0.2219		0.2567	0.2348		0.2738	0.2327
	0.2636	0.2073		0.2456	0.2186		0.2640	0.2175
FK2	0.2504	0.2159	FM2	0.2268	0.2309	GL0	0.2509	0.2264
	0.2611	0.2318		0.2402	0.2486		0.2624	0.2431
	0.2691	0.2254		0.2515	0.2396		0.2700	0.2361
	0.2593	0.2102		0.2395	0.2228		0.2597	0.2204
FK3	0.2450	0.2081	FM3	0.2203	0.2224	GL1	0.2567	0.2348
	0.2553	0.2234		0.2328	0.2390		0.2679	0.2511
	0.2640	0.2175		0.2449	0.2306		0.2749	0.2435
	0.2544	0.2027		0.2336	0.2147		0.2649	0.2283
FL0	0.2402	0.2108	FN0	0.2136	0.2262	GL2	0.2515	0.2396
	0.2509	0.2264		0.2267	0.2432		0.2635	0.2566
	0.2597	0.2204		0.2388	0.2348		0.2717	0.2476
	0.2498	0.2053		0.2269	0.2185		0.2611	0.2318
FL1	0.2456	0.2186	FN1	0.2202	0.2347	GL3	0.2449	0.2306
	0.2567	0.2348		0.2342	0.2527		0.2572	0.2479
	0.2649	0.2283		0.2454	0.2438		0.2662	0.2396
	0.2547	0.2129		0.2329	0.2267		0.2553	0.2234
FL2	0.2395	0.2228	GK0	0.2597	0.2204	GM0	0.2388	0.2348
	0.2515	0.2396		0.2700	0.2361		0.2520	0.2527
	0.2611	0.2318		0.2775	0.2292		0.2624	0.2431
	0.2504	0.2159		0.2682	0.2146		0.2509	0.2264
FL3	0.2336	0.2147	GK1	0.2649	0.2283	GM1	0.2454	0.2438
	0.2449	0.2306		0.2749	0.2435		0.2583	0.2614
	0.2553	0.2234		0.2818	0.2360		0.2679	0.2511
	0.2450	0.2081		0.2729	0.2219		0.2567	0.2348

Group	Cx	Cy	Group	Cx	Cy	Group	Cx	Cy
GM2	0.2402	0.2486	HL0	0.2624	0.2431	HN0	0.2416	0.2623
	0.2540	0.2669		0.2733	0.2590		0.2559	0.2810
	0.2635	0.2566		0.2797	0.2509		0.2646	0.2700
	0.2515	0.2396		0.2700	0.2361		0.2520	0.2527
GM3	0.2328	0.2390	HL1	0.2679	0.2511	HN1	0.2488	0.2717
	0.2468	0.2575		0.2791	0.2674		0.2636	0.2910
	0.2572	0.2479		0.2848	0.2587		0.2718	0.2792
	0.2449	0.2306		0.2749	0.2435		0.2583	0.2614
GN0	0.2267	0.2432	HL2	0.2635	0.2566	IK0	0.2797	0.2509
	0.2416	0.2623		0.2757	0.2737		0.2898	0.2664
	0.2520	0.2527		0.2823	0.2633		0.2950	0.2568
	0.2388	0.2348		0.2717	0.2476		0.2861	0.2427
GN1	0.2342	0.2527	HL3	0.2572	0.2479	IK1	0.2848	0.2587
	0.2488	0.2717		0.2690	0.2645		0.2953	0.2747
	0.2583	0.2614		0.2765	0.2550		0.2998	0.2643
	0.2454	0.2438		0.2662	0.2396		0.2906	0.2498
HK0	0.2700	0.2361	HM0	0.2520	0.2527	IK2	0.2823	0.2633
	0.2797	0.2509		0.2646	0.2700		0.2935	0.2800
	0.2861	0.2427		0.2733	0.2590		0.2979	0.2699
	0.2775	0.2292		0.2624	0.2431		0.2880	0.2546
HK1	0.2749	0.2435	HM1	0.2583	0.2614	IK3	0.2765	0.2550
	0.2848	0.2587		0.2718	0.2792		0.2873	0.2711
	0.2906	0.2498		0.2791	0.2674		0.2924	0.2616
	0.2818	0.2360		0.2679	0.2511		0.2829	0.2468
HK2	0.2717	0.2476	HM2	0.2540	0.2669	ILO	0.2733	0.2590
	0.2823	0.2633		0.2679	0.2855		0.2848	0.2757
	0.2880	0.2546		0.2757	0.2737		0.2898	0.2664
	0.2786	0.2401		0.2635	0.2566		0.2797	0.2509
HK3	0.2662	0.2396	HM3	0.2468	0.2575	IL1	0.2791	0.2674
	0.2765	0.2550		0.2602	0.2755		0.2910	0.2846
	0.2829	0.2468		0.2690	0.2645		0.2953	0.2747
	0.2738	0.2327		0.2572	0.2479		0.2848	0.2587

Group	Cx	Cy	Group	Cx	Cy	Group	Cx	Cy
IL2	0.2757	0.2737	JK0	0.2898	0.2664	JM0	0.2780	0.2883
	0.2885	0.2917		0.3007	0.2830		0.2922	0.3077
	0.2935	0.2800		0.3045	0.2717		0.2971	0.2935
	0.2823	0.2633		0.2950	0.2568		0.2848	0.2757
IL3	0.2690	0.2645	JK1	0.2953	0.2747	JM1	0.2851	0.2980
	0.2814	0.2820		0.3060	0.2911		0.2991	0.3172
	0.2873	0.2711		0.3092	0.2790		0.3031	0.3022
	0.2765	0.2550		0.2998	0.2643		0.2910	0.2846
IM0	0.2646	0.2700	JK2	0.2935	0.2800	JM2	0.2827	0.3051
	0.2780	0.2883		0.3049	0.2969		0.2976	0.3251
	0.2848	0.2757		0.3079	0.2855		0.3016	0.3101
	0.2733	0.2590		0.2979	0.2699		0.2885	0.2917
IM1	0.2718	0.2792	JK3	0.2873	0.2711	JM3	0.2746	0.2946
	0.2851	0.2980		0.2989	0.2883		0.2898	0.3148
	0.2910	0.2846		0.3026	0.2774		0.2947	0.3006
	0.2791	0.2674		0.2924	0.2616		0.2814	0.2820
IM2	0.2679	0.2855	JL0	0.2848	0.2757	JN0	0.2712	0.3009
	0.2827	0.3051		0.2971	0.2935		0.2873	0.3219
	0.2885	0.2917		0.3007	0.2830		0.2922	0.3077
	0.2757	0.2737		0.2898	0.2664		0.2780	0.2883
IM3	0.2602	0.2755	JL1	0.2910	0.2846	JN1	0.2793	0.3114
	0.2746	0.2946		0.3031	0.3022		0.2952	0.3322
	0.2814	0.2820		0.3060	0.2911		0.2991	0.3172
	0.2690	0.2645		0.2953	0.2747		0.2851	0.2980
IN0	0.2559	0.2810	JL2	0.2885	0.2917	KK0	0.3007	0.2830
	0.2712	0.3009		0.3016	0.3101		0.3113	0.2992
	0.2780	0.2883		0.3049	0.2969		0.3138	0.2862
	0.2646	0.2700		0.2935	0.2800		0.3045	0.2717
IN1	0.2636	0.2910	JL3	0.2814	0.2820	KK1	0.3060	0.2911
	0.2793	0.3114		0.2947	0.3006		0.3166	0.3073
	0.2851	0.2980		0.2989	0.2883		0.3185	0.2935
	0.2718	0.2792		0.2873	0.2711		0.3092	0.2790

Group	Cx	Cy	Group	Cx	Cy	Group	Cx	Cy
KK2	0.3049	0.2969	KM2	0.2976	0.3251	LL0	0.3090	0.3108
	0.3161	0.3137		0.3122	0.3444		0.3209	0.3281
	0.3179	0.3008		0.3143	0.3280		0.3219	0.3154
	0.3079	0.2855		0.3016	0.3101		0.3113	0.2992
KK3	0.2989	0.2883	KM3	0.2898	0.3148	LL1	0.3150	0.3195
	0.3102	0.3050		0.3045	0.3345		0.3275	0.3377
	0.3126	0.2927		0.3075	0.3182		0.3279	0.3245
	0.3026	0.2774		0.2947	0.3006		0.3166	0.3073
KL0	0.2971	0.2935	KN0	0.2873	0.3219	LL2	0.3143	0.3280
	0.3090	0.3108		0.3030	0.3424		0.3277	0.3468
	0.3113	0.2992		0.3060	0.3266		0.3280	0.3313
	0.3007	0.2830		0.2922	0.3077		0.3161	0.3137
KL1	0.3031	0.3022	KN1	0.2952	0.3322	LL3	0.3075	0.3182
	0.3150	0.3195		0.3107	0.3523		0.3203	0.3366
	0.3166	0.3073		0.3128	0.3359		0.3214	0.3218
	0.3060	0.2911		0.2991	0.3172		0.3102	0.3050
KL2	0.3016	0.3101	LK0	0.3113	0.2992	LM0	0.3060	0.3266
	0.3143	0.3280		0.3219	0.3154		0.3196	0.3451
	0.3161	0.3137		0.3231	0.3008		0.3209	0.3281
	0.3049	0.2969		0.3138	0.2862		0.3090	0.3108
KL3	0.2947	0.3006	LK1	0.3166	0.3073	LM1	0.3128	0.3359
	0.3075	0.3182		0.3279	0.3245		0.3271	0.3553
	0.3102	0.3050		0.3283	0.3090		0.3275	0.3377
	0.2989	0.2883		0.3185	0.2935		0.3150	0.3195
KM0	0.2922	0.3077	LK2	0.3161	0.3137	LM2	0.3122	0.3444
	0.3060	0.3266		0.3280	0.3313		0.3273	0.3641
	0.3090	0.3108		0.3285	0.3172		0.3277	0.3468
	0.2971	0.2935		0.3179	0.3008		0.3143	0.3280
KM1	0.2991	0.3172	LK3	0.3102	0.3050	LM3	0.3045	0.3345
	0.3128	0.3359		0.3214	0.3218		0.3190	0.3536
	0.3150	0.3195		0.3225	0.3081		0.3203	0.3366
	0.3031	0.3022		0.3126	0.2927		0.3075	0.3182

Group	Cx	Cy	Group	Cx	Cy	Group	Cx	Cy
LN0	0.3030	0.3424	ML2	0.3277	0.3468	NK0	0.3339	0.3336
	0.3183	0.3621		0.3420	0.3668		0.3465	0.3530
	0.3196	0.3451		0.3409	0.3505		0.3447	0.3347
	0.3060	0.3266		0.3280	0.3313		0.3335	0.3172
LN1	0.3107	0.3523	ML3	0.3203	0.3366	NK1	0.3391	0.3260
	0.3266	0.3726		0.3343	0.3563		0.3402	0.3433
	0.3271	0.3553		0.3340	0.3404		0.3532	0.3633
	0.3128	0.3359		0.3214	0.3218		0.3507	0.3441
MK0	0.3219	0.3154	MM0	0.3196	0.3451	NK2	0.3400	0.3351
	0.3339	0.3336		0.3345	0.3654		0.3409	0.3505
	0.3335	0.3172		0.3341	0.3472		0.3544	0.3706
	0.3231	0.3008		0.3209	0.3281		0.3523	0.3541
MK1	0.3279	0.3245	MM1	0.3271	0.3553	NK3	0.3337	0.3254
	0.3402	0.3433		0.3422	0.3759		0.3340	0.3404
	0.3391	0.3260		0.3410	0.3573		0.3472	0.3602
	0.3283	0.3090		0.3275	0.3377		0.3456	0.3439
MK2	0.3280	0.3313	MM2	0.3273	0.3641	NL0	0.3341	0.3472
	0.3409	0.3505		0.3431	0.3854		0.3479	0.3673
	0.3400	0.3351		0.3420	0.3668		0.3465	0.3530
	0.3285	0.3172		0.3277	0.3468		0.3339	0.3336
MK3	0.3214	0.3218	MM3	0.3190	0.3536	NL1	0.3402	0.3433
	0.3340	0.3404		0.3347	0.3742		0.3410	0.3573
	0.3337	0.3254		0.3343	0.3563		0.3551	0.3778
	0.3225	0.3081		0.3203	0.3366		0.3532	0.3633
ML0	0.3209	0.3281	MN0	0.3183	0.3621	NL2	0.3409	0.3505
	0.3341	0.3472		0.3349	0.3830		0.3420	0.3668
	0.3339	0.3336		0.3345	0.3654		0.3567	0.3876
	0.3219	0.3154		0.3196	0.3451		0.3544	0.3706
ML1	0.3275	0.3377	MN1	0.3266	0.3726	NL3	0.3340	0.3404
	0.3410	0.3573		0.3433	0.3942		0.3343	0.3563
	0.3402	0.3433		0.3422	0.3759		0.3489	0.3768
	0.3279	0.3245		0.3271	0.3553		0.3472	0.3602

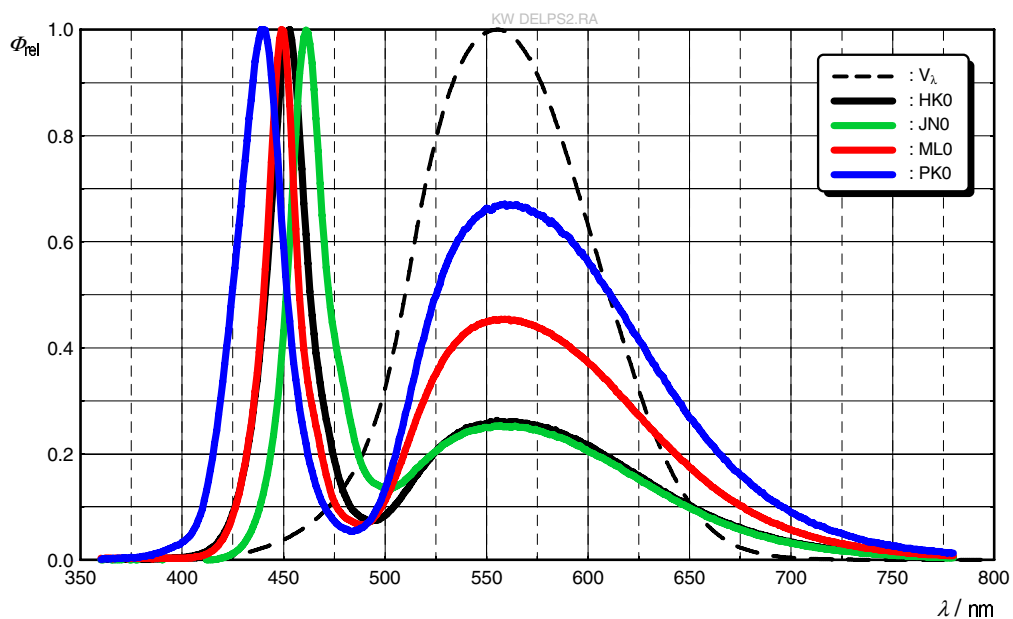
Group	Cx	Cy	Group	Cx	Cy	Group	Cx	Cy
NM0	0.3345	0.3654	NN1	0.3422	0.3759	PM0	0.3498	0.3863
	0.3498	0.3863		0.3433	0.3942		0.3655	0.4079
	0.3479	0.3673		0.3602	0.4165		0.3623	0.3882
	0.3341	0.3472		0.3577	0.3971		0.3479	0.3673
NM1	0.3410	0.3573	PK0	0.3465	0.3530	PM3	0.3489	0.3768
	0.3422	0.3759		0.3599	0.3735		0.3508	0.3958
	0.3577	0.3971		0.3567	0.3535		0.3671	0.4178
	0.3551	0.3778		0.3447	0.3347		0.3639	0.3981
NM2	0.3420	0.3668	PK3	0.3456	0.3439	PN0	0.3517	0.4053
	0.3431	0.3854		0.3472	0.3602		0.3687	0.4276
	0.3593	0.4070		0.3611	0.3809		0.3655	0.4079
	0.3567	0.3876		0.3583	0.3635		0.3498	0.3863
NM3	0.3343	0.3563	PL0	0.3479	0.3673			
	0.3347	0.3742		0.3623	0.3882			
	0.3508	0.3958		0.3599	0.3735			
	0.3489	0.3768		0.3465	0.3530			
NNO	0.3349	0.3830	PL3	0.3472	0.3602			
	0.3517	0.4053		0.3489	0.3768			
	0.3498	0.3863		0.3639	0.3981			
	0.3345	0.3654		0.3611	0.3809			

Group Name on Label

Example: TI-FK0-55

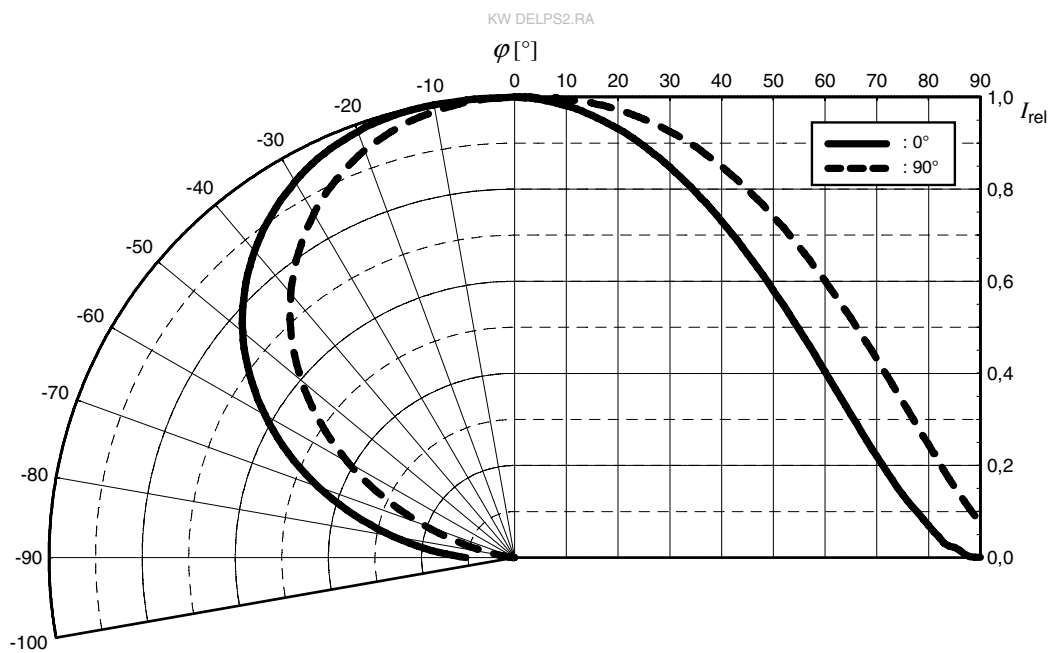
Brightness	Color Chromaticity	Forward Voltage
TI	FK0	55

Relative Spectral Emission ⁷⁾



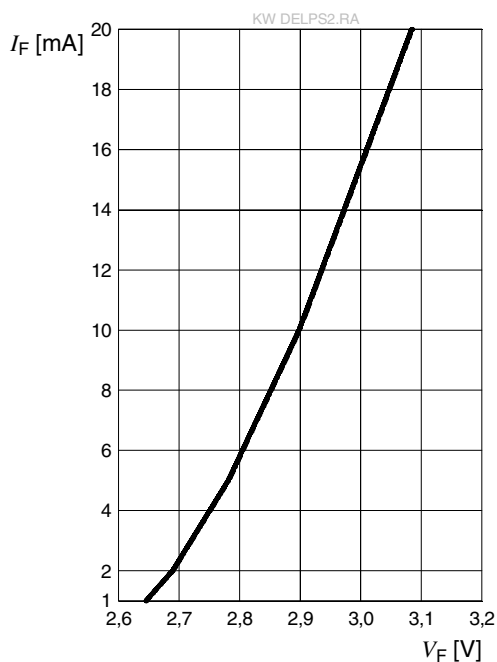
Radiation Characteristics ⁷⁾

$I_{rel} = f(\phi)$; $T_s = 25\text{ °C}$



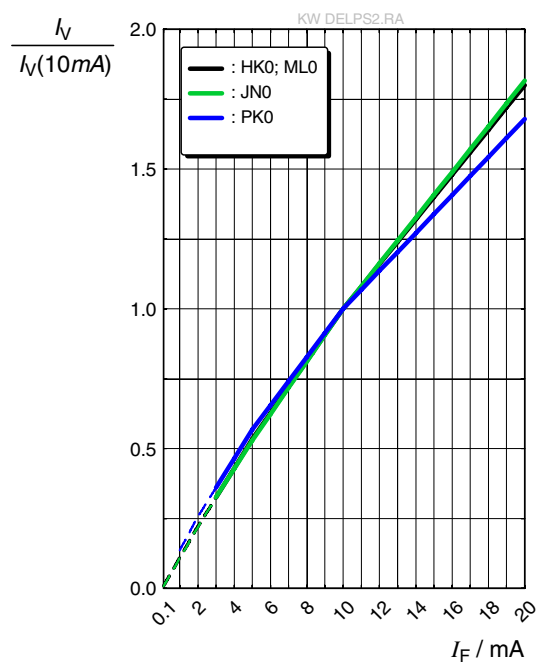
Forward current ⁷⁾

$$I_F = f(V_F); T_S = 25\text{ °C}$$



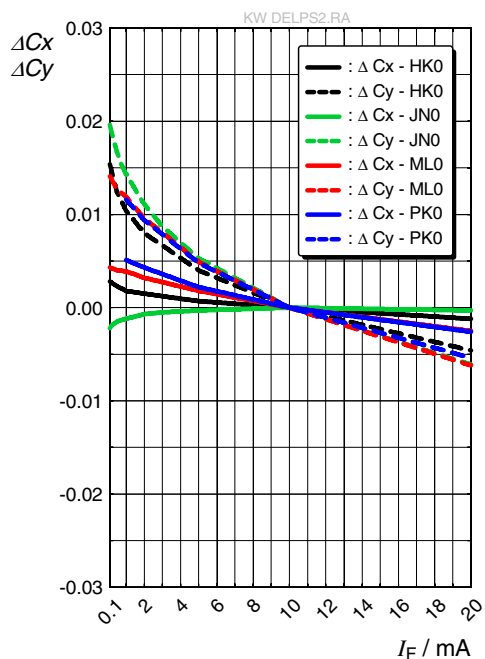
Relative Luminous Intensity ^{7), 8)}

$$I_V/I_V(10\text{ mA}) = f(I_F); T_S = 25\text{ °C}$$



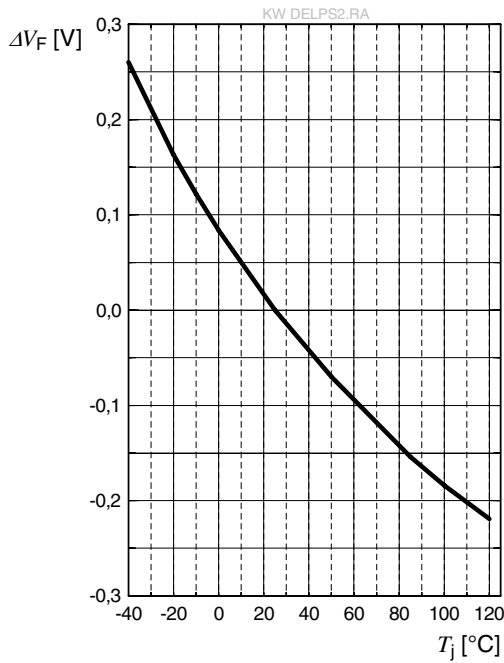
Chromaticity Coordinate Shift ⁷⁾

$$C_x, C_y = f(I_F); T_S = 25\text{ °C}$$



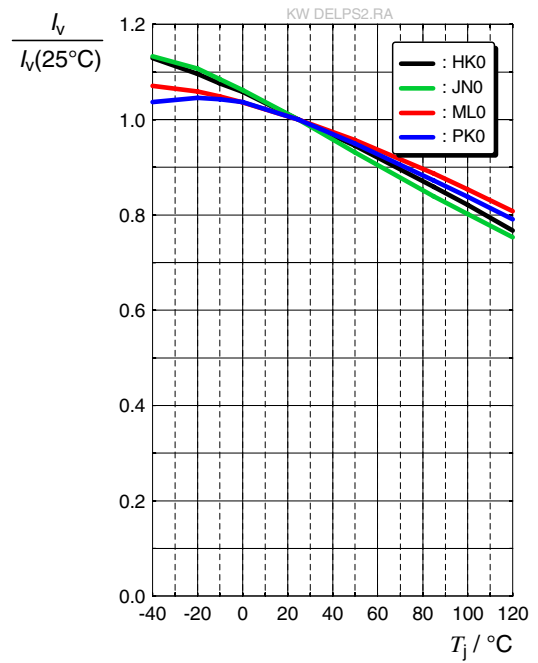
Forward Voltage ⁷⁾

$$\Delta V_F = V_F - V_F(25^\circ\text{C}) = f(T_j); I_F = 10\text{ mA}$$



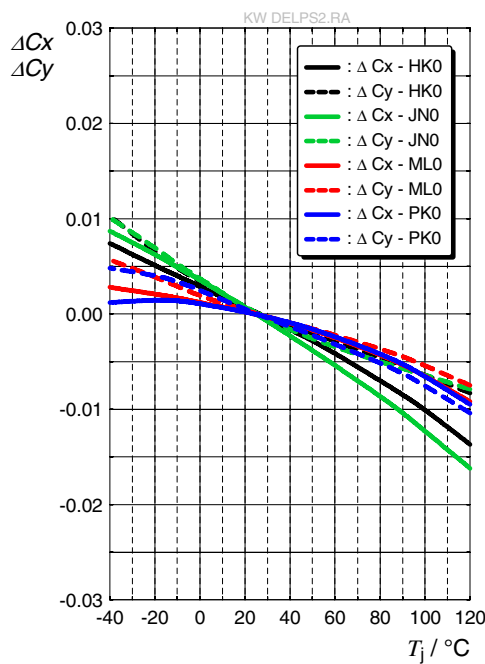
Relative Luminous Intensity ⁷⁾

$$I_V/I_V(25^\circ\text{C}) = f(T_j); I_F = 10\text{ mA}$$



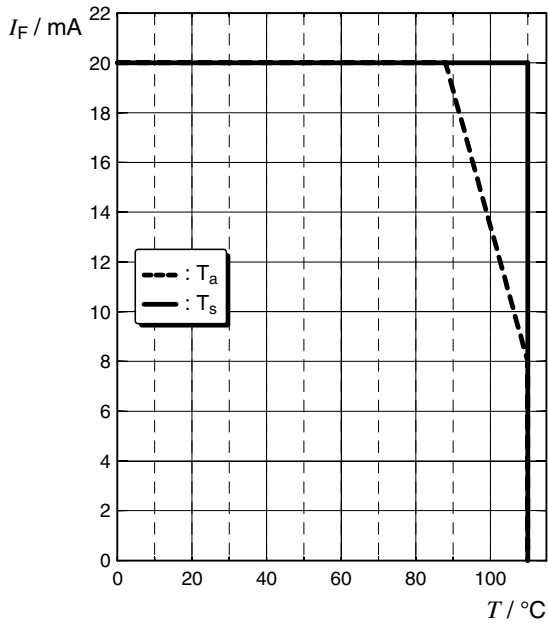
Chromaticity Coordinate Shift ⁷⁾

$$C_x, C_y = f(T_j); I_F = 10\text{ mA}$$



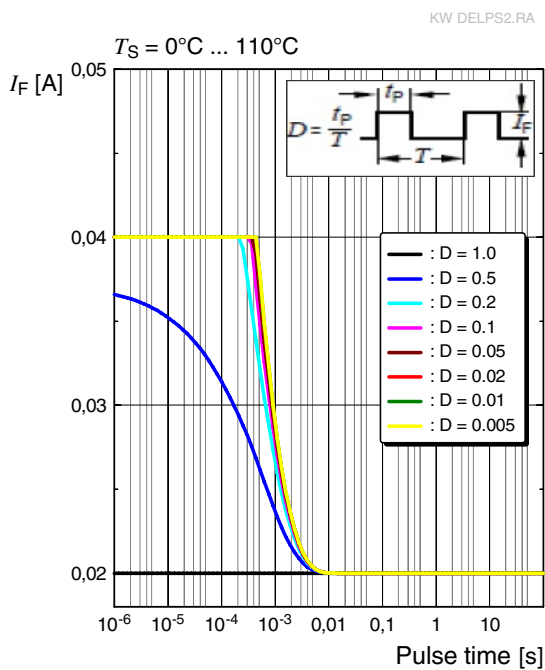
Max. Permissible Forward Current

$$I_F = f(T)$$

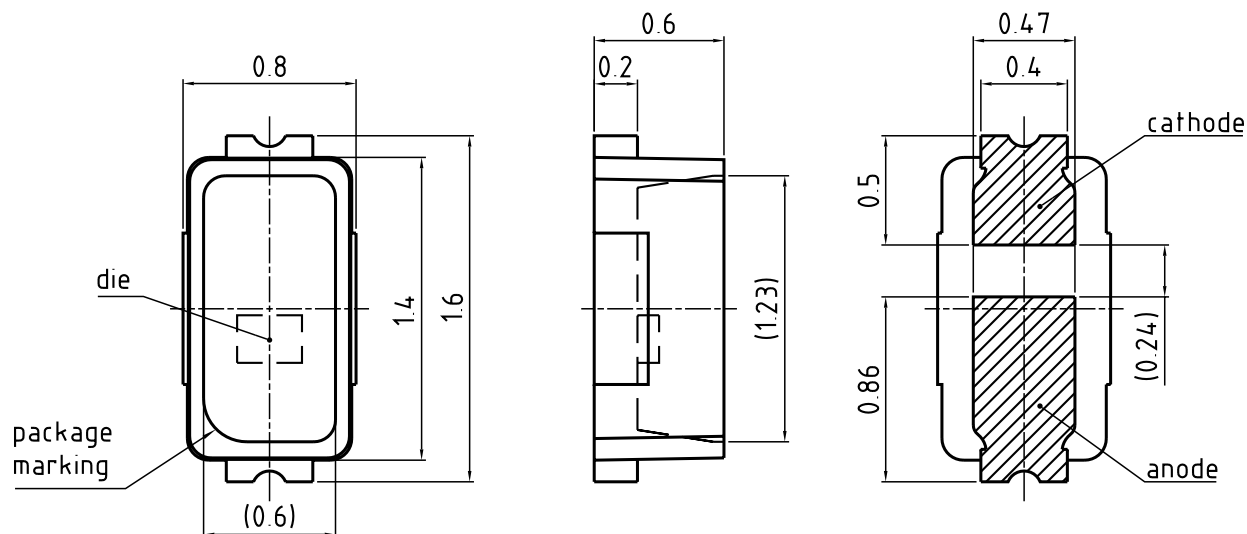


Permissible Pulse Handling Capability

$$I_F = f(t_p); D: \text{Duty cycle}$$



Dimensional Drawing ⁹⁾



general tolerance ± 0.1
lead finish Ag 

C63062-A4275-A1.-02

Further Information:

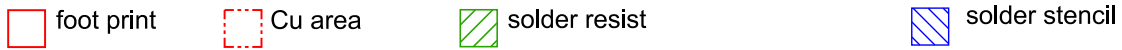
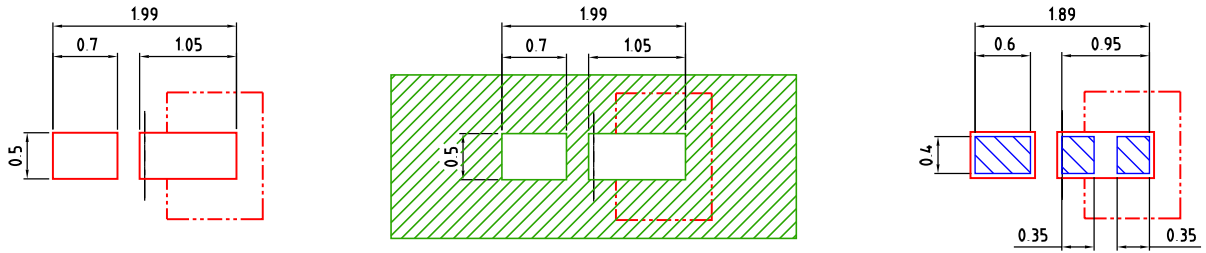
Approximate Weight: 2.0 mg

Package marking: Anode

Corrosion test: Class: 2B

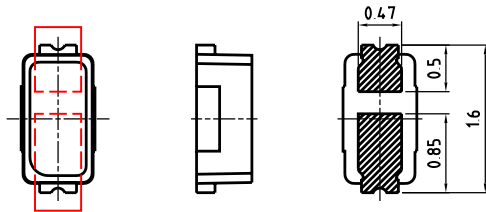
Test condition: 25°C / 75 % RH / 10 ppm H₂S / 21 days (IEC 60068-2-43)

Recommended Solder Pad ⁹⁾



The usage of solder resist between anode and cathode pads is mandatory for applications where water may condense

Component Location on Pad

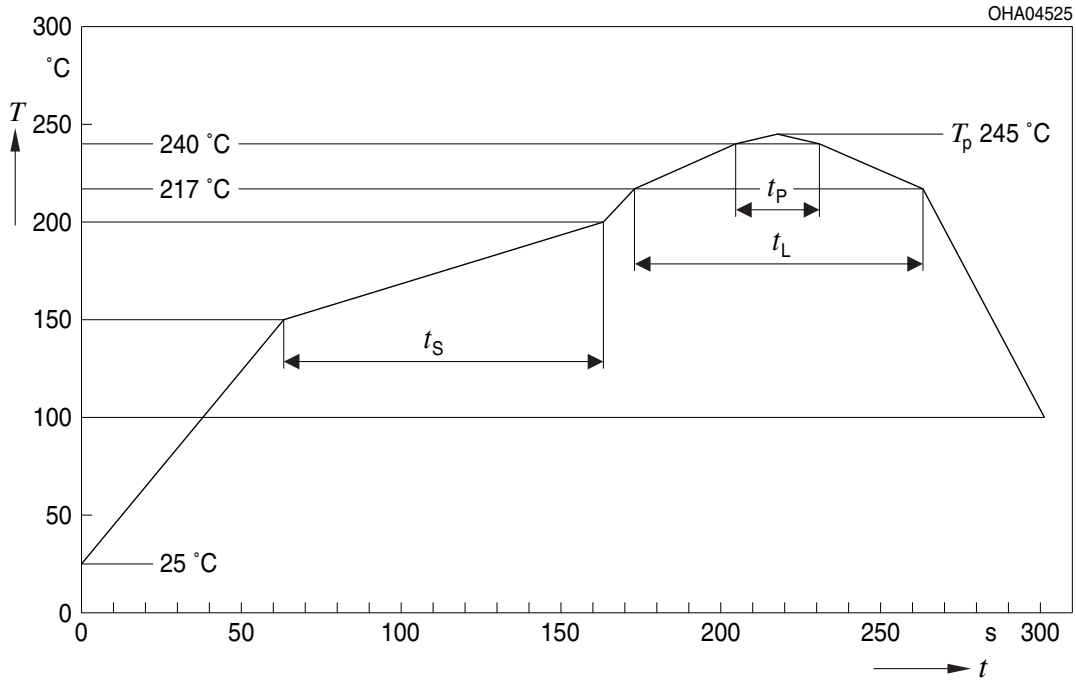


E062.3010.187 -02

All products are packed in a dry pack bag (Moisture Barrier Bag, MBB) according MIL-PRF-81705, after opening the MBB the products should go to reflow soldering process. Unused remaining LEDs should be protected from environment due to silver plated soldering terminal. In order to maintain solderability it is recommended to protect the silver plated solder terminals from corrosive environment before soldering. For superior solder joint connectivity results we recommend soldering under standard nitrogen atmosphere.

Reflow Soldering Profile

Product complies to MSL Level 2 acc. to JEDEC J-STD-020E

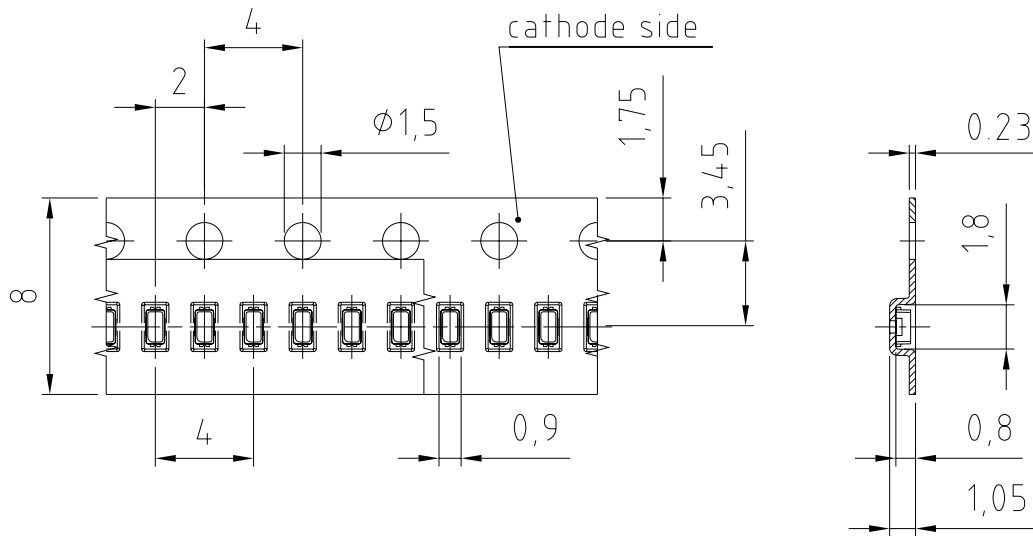


Profile Feature	Symbol	Pb-Free (SnAgCu) Assembly			Unit
		Minimum	Recommendation	Maximum	
Ramp-up rate to preheat ^{*)} 25 °C to 150 °C			2	3	K/s
Time t_s T_{Smin} to T_{Smax}	t_s	60	100	120	s
Ramp-up rate to peak ^{*)} T_{Smax} to T_p			2	3	K/s
Liquidus temperature	T_L		217		°C
Time above liquidus temperature	t_L		80	100	s
Peak temperature	T_p		245	260	°C
Time within 5 °C of the specified peak temperature $T_p - 5$ K	t_p	10	20	30	s
Ramp-down rate* T_p to 100 °C			3	6	K/s
Time 25 °C to T_p				480	s

All temperatures refer to the center of the package, measured on the top of the component

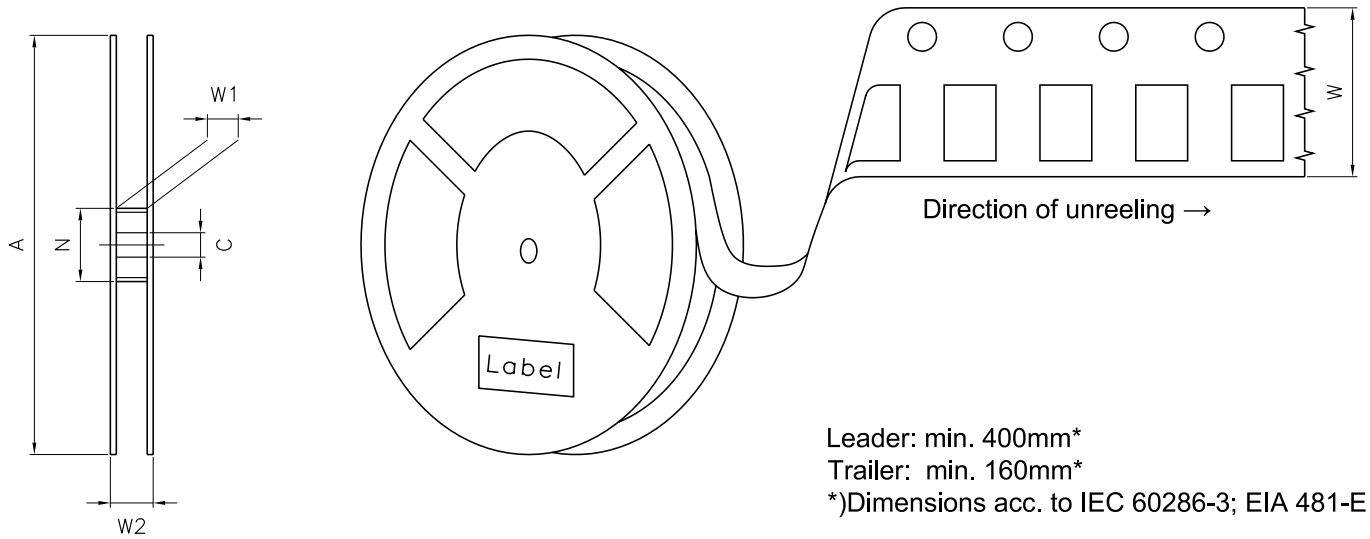
* slope calculation DT/Dt : Dt max. 5 s; fulfillment for the whole T-range

Taping ⁹⁾



C63062-A4275-B5 -02

Tape and Reel ¹⁰⁾



Reel Dimensions

A	W	N _{min}	W ₁	W _{2 max}	Pieces per PU
180 mm	8 + 0.3 / - 0.1 mm	60 mm	8.4 + 2 mm	14.4 mm	5000

Barcode-Product-Label (BPL)

OSRAM Opto Semiconductors LX XXXX BIN1: XX-XX-X-XXX-X

RoHS Compliant

(6P) BATCH NO: 1234567890 ML Temp ST
X XXX °C X

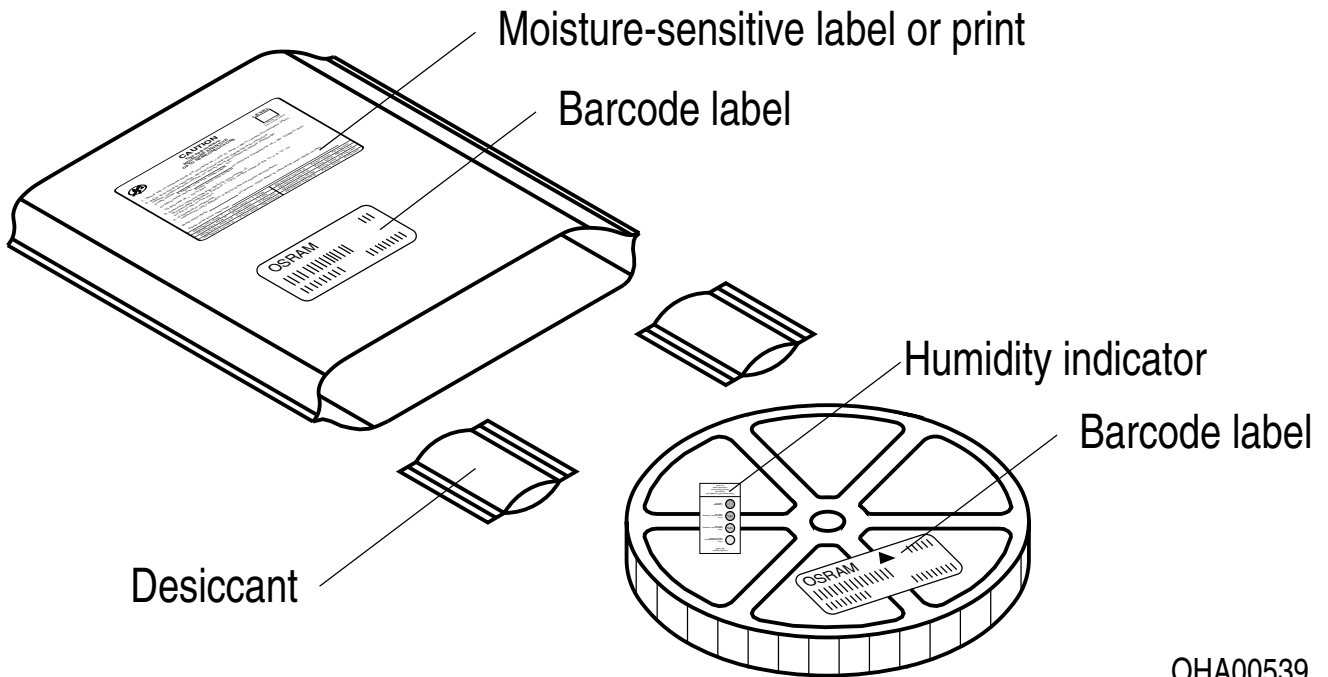
(1T) LOT NO: 1234567890 (9D) D/C: 1234

Pack: RXX
DEMY XXX
X_X123_1234.1234 X

(X) PROD NO: 123456789(Q)QTY: 9999 (G) GROUP: XX-XX-X-X

OHA04563

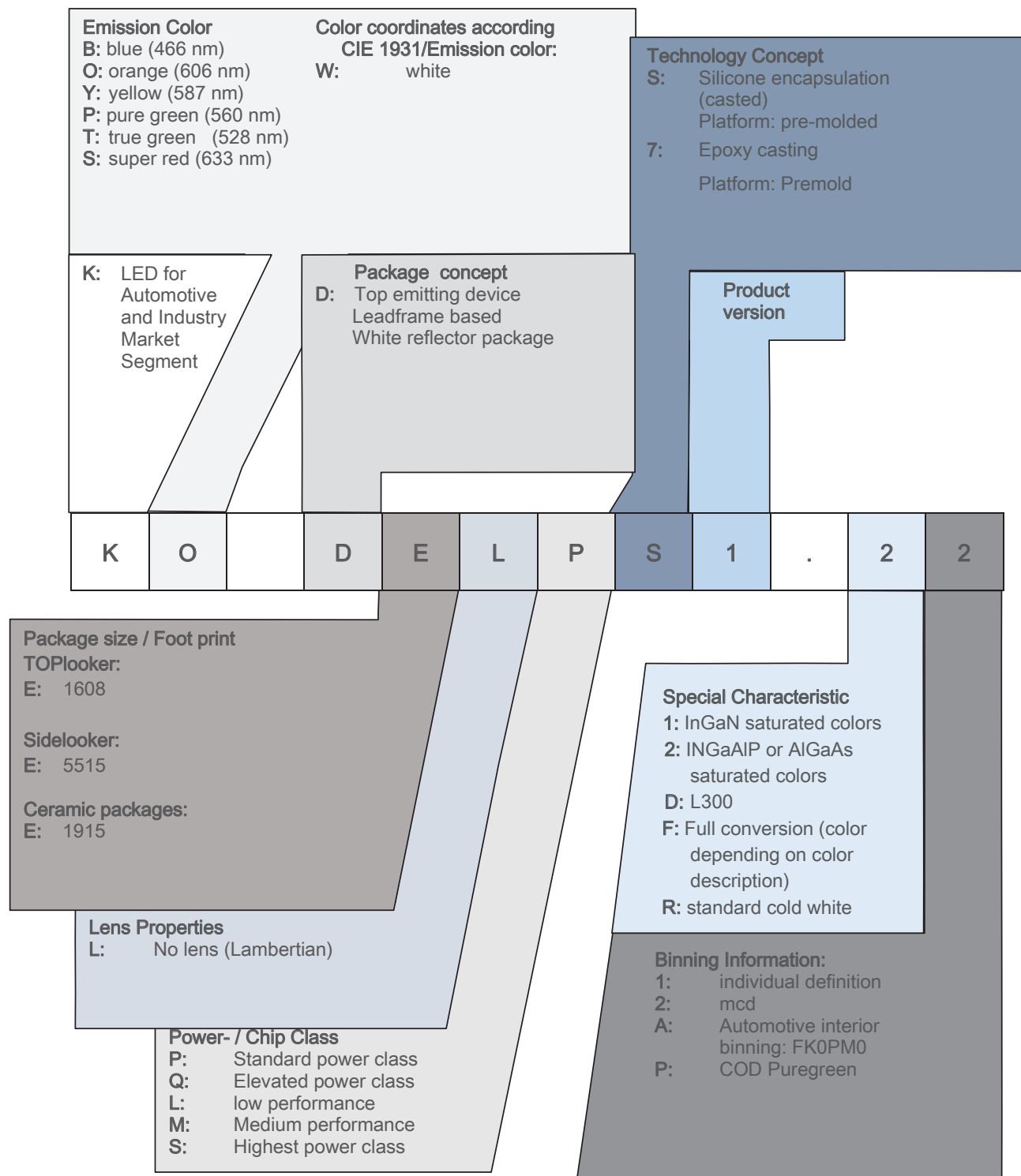
Dry Packing Process and Materials ⁹⁾



OHA00539

Moisture-sensitive product is packed in a dry bag containing desiccant and a humidity card according JEDEC-STD-033.

Type Designation System



Notes

The evaluation of eye safety occurs according to the standard IEC 62471:2006 (photo biological safety of lamps and lamp systems). Within the risk grouping system of this IEC standard, the device specified in this data sheet fall into the class **exempt group (exposure time 10000 s)**. Under real circumstances (for exposure time, conditions of the eye pupils, observation distance), it is assumed that no endangerment to the eye exists from these devices. As a matter of principle, however, it should be mentioned that intense light sources have a high secondary exposure potential due to their blinding effect. When looking at bright light sources (e.g. headlights), temporary reduction in visual acuity and afterimages can occur, leading to irritation, annoyance, visual impairment, and even accidents, depending on the situation.

Subcomponents of this device contain, in addition to other substances, metal filled materials including silver. Metal filled materials can be affected by environments that contain traces of aggressive substances. Therefore, we recommend that customers minimize device exposure to aggressive substances during storage, production, and use. Devices that showed visible discoloration when tested using the described tests above did show no performance deviations within failure limits during the stated test duration. Respective failure limits are described in the IEC60810.

For further application related information please visit www.osram-os.com/appnotes

Disclaimer

Attention please!

The information describes the type of component and shall not be considered as assured characteristics. Terms of delivery and rights to change design reserved. Due to technical requirements components may contain dangerous substances.

For information on the types in question please contact our Sales Organization.

If printed or downloaded, please find the latest version on our website.

Packing

Please use the recycling operators known to you. We can also help you – get in touch with your nearest sales office. By agreement we will take packing material back, if it is sorted. You must bear the costs of transport. For packing material that is returned to us unsorted or which we are not obliged to accept, we shall have to invoice you for any costs incurred.

Product and functional safety devices/applications or medical devices/applications

Our components are not developed, constructed or tested for the application as safety relevant component or for the application in medical devices.

Our products are not qualified at module and system level for such application.

In case buyer – or customer supplied by buyer – considers using our components in product safety devices/ applications or medical devices/applications, buyer and/or customer has to inform our local sales partner immediately and we and buyer and /or customer will analyze and coordinate the customer-specific request between us and buyer and/or customer.

Glossary

- 1) **Brightness:** Brightness values are measured during a current pulse of typically 25 ms, with an internal reproducibility of $\pm 8\%$ and an expanded uncertainty of $\pm 11\%$ (acc. to GUM with a coverage factor of $k = 3$).
- 2) **Reverse Operation:** This product is intended to be operated applying a forward current within the specified range. Applying any continuous reverse bias or forward bias below the voltage range of light emission shall be avoided because it may cause migration which can change the electro-optical characteristics or damage the LED.
- 3) **Chromaticity coordinate groups:** Chromaticity coordinates are measured during a current pulse of typically 25 ms, with an internal reproducibility of ± 0.005 and an expanded uncertainty of ± 0.01 (acc. to GUM with a coverage factor of $k = 3$).
- 4) **Forward Voltage:** The forward voltage is measured during a current pulse of typically 8 ms, with an internal reproducibility of ± 0.05 V and an expanded uncertainty of ± 0.1 V (acc. to GUM with a coverage factor of $k = 3$).
- 5) **Thermal Resistance:** $R_{th\ max}$ is based on statistic values (6σ).
- 6) **Thermal Resistance:** R_{thJA} results from mounting on PC board FR 4 (pad size 16 mm² per pad)
- 7) **Typical Values:** Due to the special conditions of the manufacturing processes of semiconductor devices, the typical data or calculated correlations of technical parameters can only reflect statistical figures. These do not necessarily correspond to the actual parameters of each single product, which could differ from the typical data and calculated correlations or the typical characteristic line. If requested, e.g. because of technical improvements, these typ. data will be changed without any further notice.
- 8) **Characteristic curve:** In the range where the line of the graph is broken, you must expect higher differences between single devices within one packing unit.
- 9) **Tolerance of Measure:** Unless otherwise noted in drawing, tolerances are specified with ± 0.1 and dimensions are specified in mm.
- 10) **Tape and Reel:** All dimensions and tolerances are specified acc. IEC 60286-3 and specified in mm.

Revision History

Version	Date	Change
1.3	2020-03-05	Derating (Diagrams)
1.4	2020-03-09	Schematic Transportation Box Dimensions of Transportation Box
1.5	2020-06-04	Further Information
1.6	2022-03-09	Further Information New Layout
1.7	2022-06-01	Chromaticity Coordinate Groups
1.8	2022-06-22	Characteristics
1.9	2022-11-21	Applications Electro - Optical Characteristics (Diagrams) Ordering Information Tape and Reel Reel Dimensions



EU RoHS and China RoHS compliant product

此产品符合欧盟 RoHS 指令的要求；
按照中国的相关法规和标准，
不含有毒有害物质或元素。

Published by ams-OSRAM AG

Tobelbader Strasse 30, 8141 Premstaetten, Austria

Phone +43 3136 500-0

ams-osram.com

© All rights reserved

am  **OSRAM**