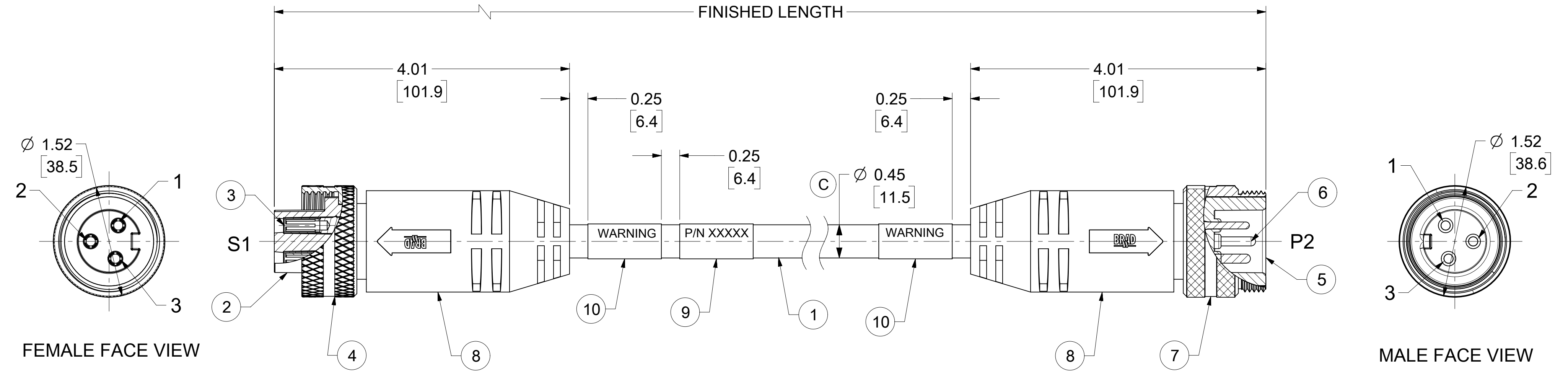
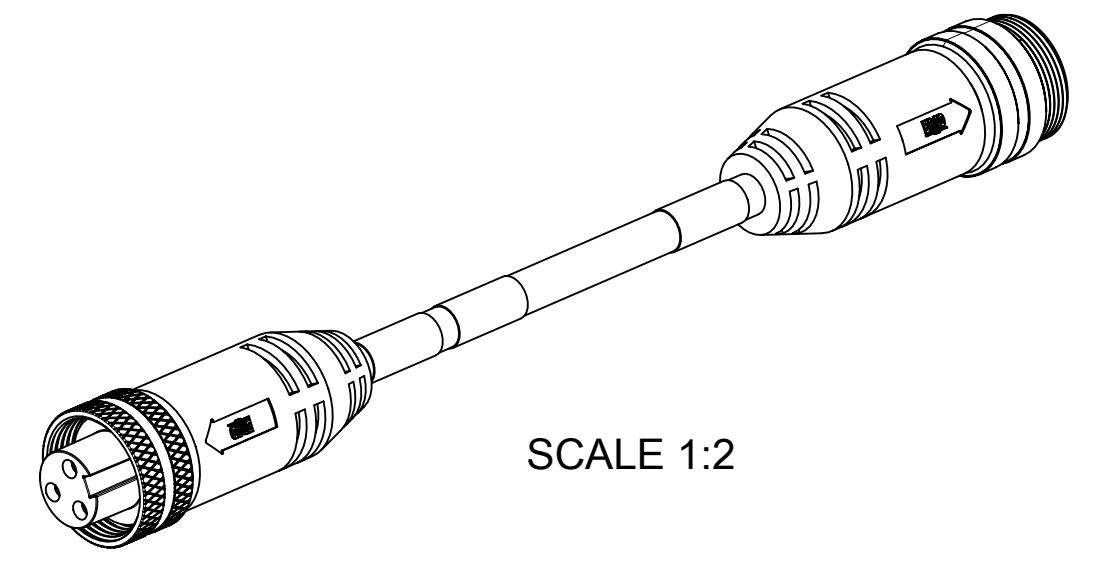


MATERIAL NO.	ENGINEERING NO.	FINISHED LENGTH
1300640447	CC3030K19M010E	1M (3 FT 3.37 IN)
1300642064	CC3030K19M900G	90M (295 FT 3.31 IN)
1300642110	CC3030K19T200E	200M (656 FT 2.02 IN)

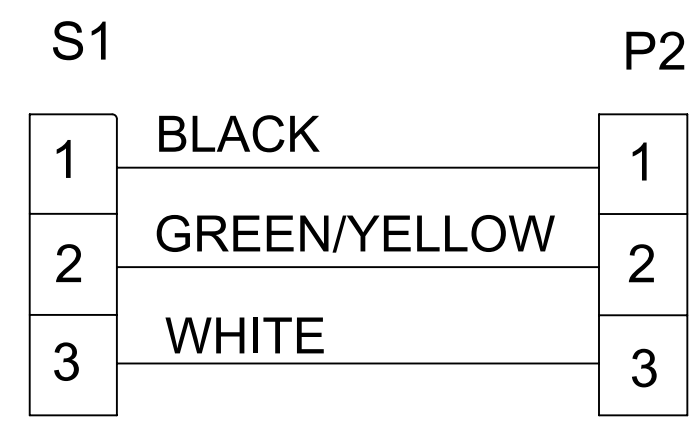
CABLE LENGTH TOLERANCES

<.3M [1FT]: +19mm-0 [+.75in-0]
.3 - .9M [1 - 3FT]: +44.5mm-0 [+1.75in-0]
.9 - 1.8M [3 - 6FT]: +55.6mm-0 [+2.19in-0]
1.8 - 3.7M [6 - 12FT]: +88.9mm-0 [+3.50in-0]
3.7 - 7.3M [12 - 24FT]: +165.1mm-0 [+6.50in-0]
7.3-14.6M [24 - 48FT]: +317.5mm-0 [+12.50in-0]
14.6 - 30.5M [48-100FT]: +622.3mm-0 [+24.50in-0]
OVER 30M [100FT] +2% OF FINISHED LENGTH



- NOTES:**
1. MATERIAL: AS NOTED
 2. FINISH: AS NOTED
 3. ELECTRICAL:
VOLTAGE: 630V PER IEC60664
600V PER UL2237
CURRENT: 32A
 4. TEMP RATING: -20°C TO +90°C
 5. PROTECTION: IP67 (WHEN MATED)
 6. UL LISTED FILE: 258922
 7. COUPLING THREAD: 1 3/8"-16 UN
 8. ALL DIMS ARE FOR REFERENCE UNLESS TOLERANCED OR NOTED OTHERWISE

WIRING DIAGRAM



PART NUMBER LEGEND

CC3030K19M010E

OVERMOLD OPTION
E=RED
G=BLACK

FINISHED LENGTH
M001 = 0.1 METER
M010 = 1.0 METER
M100 = 10.0 METER
T100 = 100 METER

ITEM	DESCRIPTION	MATERIAL	FINISH
10	WARNING LABEL	VINYL	ORANGE/BLACK
9	WRAP LABEL	VINYL	BLACK/YELLOW
8	OVERMOLDS	TPE	SEE LEGEND
7	MALE COUPLING NUT	ALUMINIUM	CLEAR ANODIZE
6	CONTACT PIN	Cu ALLOY	GOLD OVER NICKEL
5	MALE INSERT	TPE	BLACK
4	FEMALE COUPLING NUT	ALUMINIUM	CLEAR ANODIZE
3	SOCKET CONTACT	Cu ALLOY	GOLD OVER NICKEL
2	FEMALE INSERT	TPE	BLACK
1	#10-3, CABLE, TC-ER	TPE	BLACK

FUNCTIONAL SYMBOLS FA=0 FC=0 FP=0	THIS DRAWING CONTAINS INFORMATION THAT IS PROPRIETARY TO MOLEX ELECTRONIC TECHNOLOGIES, LLC AND SHOULD NOT BE USED WITHOUT WRITTEN PERMISSION		CURRENT REV DESC: UPDATED ITEM #2, 5 & 8 WERE PVC, MATERIAL TABLE, TOL. TABLE & PART NO. LEGEND. ADDED CABLE DIA.	
	DIMENSION UNITS	SCALE	EC NO: 709714	
	INCH/MM	1:1	DRWN: VHANDI	2020/05/29
	GENERAL TOLERANCES (UNLESS SPECIFIED)		CHK'D: RSTONE	2022/06/08
DIVISIONAL SYMBOLS	4 PLACES	±	APPR: BWOODMAN	2022/06/14
	3 PLACES	±	INITIAL REVISION:	
	2 PLACES	±	DRWN: B.RUPERT	2001/12/10
	1 PLACE	±	APPR: BWOODMAN	2014/09/04
DRAFT WHERE APPLICABLE MUST REMAIN WITHIN DIMENSIONS		THIRD ANGLE PROJECTION	DRAWING	SERIES
			C-SIZE	130064

DOCUMENT NUMBER		DOC TYPE	DOC PART	REVISION
SD-130064-005		PSD	001	C
MATERIAL NUMBER	CUSTOMER	SHEET NUMBER		
SEE TABLE	GENERAL MARKET	1 OF 1		