



Connectors > Automotive Connectors > Automotive Connector Accessories > Automotive Connector Caps & Covers



Protection & Strain Relief Accessory Type: **Boot**

Cable Exit Angle: **180°**

Strain Relief: **With**

Primary Product Color: **Gray**

Primary Product Material: **PVC**

Features

Product Type Features

Protection & Strain Relief Accessory Type	Boot
Sealable	No

Configuration Features

Number of Positions	4
---------------------	---

Body Features

Cable Exit Angle	180°
Primary Product Color	Gray
Primary Product Material	PVC

Mechanical Attachment

Strain Relief	With
---------------	------

Dimensions

Compatible Cable Bundle Diameter Range	0 – 11.1 mm[0 – .437 in]
--	--------------------------

Usage Conditions

Compatible With Connector Style	Plug
Operating Temperature (Max)	100 °C[212 °F]
Operating Temperature Range	-29 – 100 °C[-20 – 212 °F]

Industry Standards



Degree of Protection	IP6K9K
----------------------	--------

Packaging Features

Packaging Method	Box
------------------	-----

Other

Serviceable	Yes
-------------	-----

Product Compliance

[For compliance documentation, visit the product page on TE.com>](#)

EU RoHS Directive 2011/65/EU	Compliant
------------------------------	-----------

EU ELV Directive 2000/53/EC	Compliant
-----------------------------	-----------

China RoHS 2 Directive MIIT Order No 32, 2016	No Restricted Materials Above Threshold
---	---

EU REACH Regulation (EC) No. 1907/2006	Current ECHA Candidate List: JAN 2023 (233) Candidate List Declared Against: JAN 2023 (233) Does not contain REACH SVHC
--	---

Halogen Content	Not Low Halogen - contains Br or Cl > 900 ppm.
-----------------	--

Solder Process Capability	Not reviewed for solder process capability
---------------------------	--

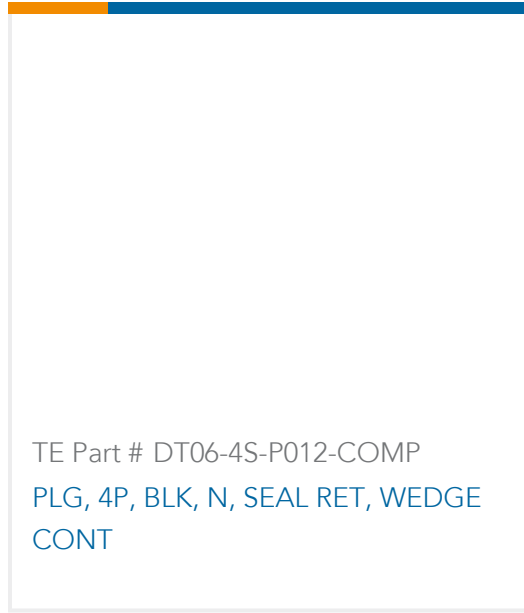
Product Compliance Disclaimer

This information is provided based on reasonable inquiry of our suppliers and represents our current actual knowledge based on the information they provided. This information is subject to change. The part numbers that TE has identified as EU RoHS compliant have a maximum concentration of 0.1% by weight in homogenous materials for lead, hexavalent chromium, mercury, PBB, PBDE, DBP, BBP, DEHP, DIBP, and 0.01% for cadmium, or qualify for an exemption to these limits as defined in the Annexes of Directive 2011/65/EU (RoHS2). Finished electrical and electronic equipment products will be CE marked as required by Directive 2011/65/EU. Components may not be CE marked. Additionally, the part numbers that TE has identified as EU ELV compliant have a maximum concentration of 0.1% by weight in homogenous materials for lead, hexavalent chromium, and mercury, and 0.01% for cadmium, or qualify for an exemption to these limits as defined in the Annexes of Directive 2000/53/EC (ELV). Regarding the REACH Regulation, the information TE provides on SVHC in articles for this part number is based on the latest European Chemicals Agency (ECHA) 'Guidance on requirements for substances in articles' posted at this URL: <https://echa.europa.eu/guidance-documents/guidance-on-reach>

Compatible Parts



TE Part # CAT-J41-DDPC
DEUTSCH DT Plug Connectors



TE Part # DT06-4S-P012-COMP
PLG, 4P, BLK, N, SEAL RET, WEDGE
CONT

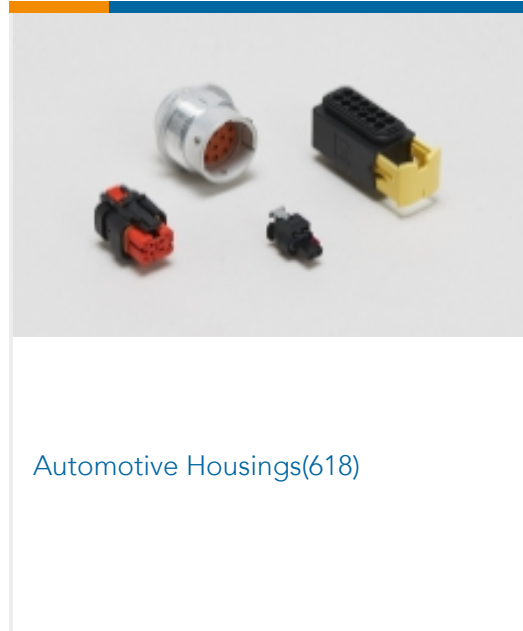
Also in the Series | DEUTSCH DT



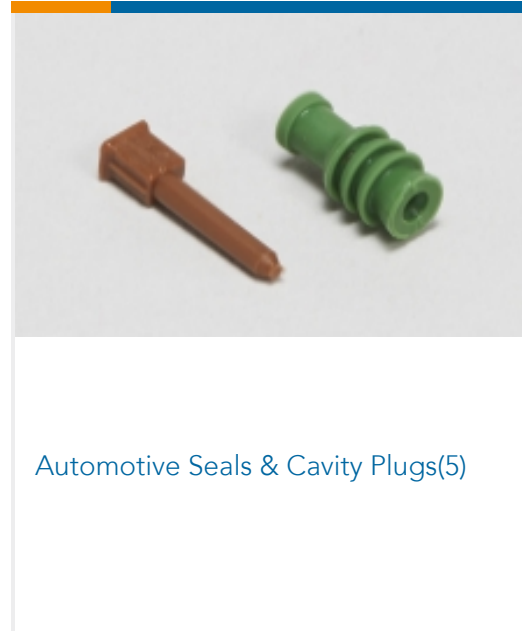
Automotive Connector Caps & Covers
(107)



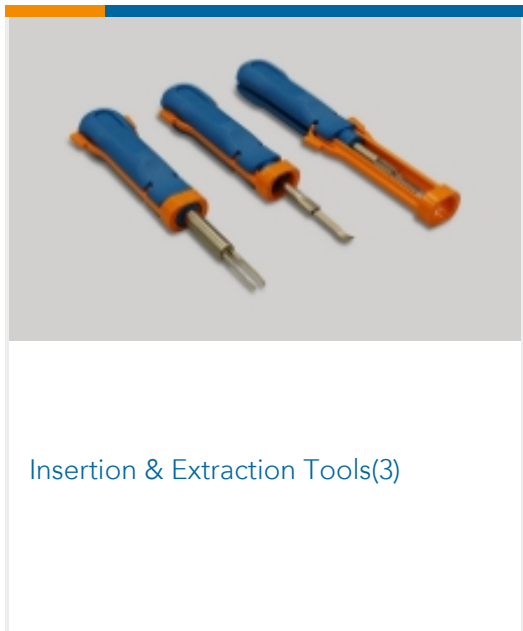
Automotive Connector Locks &
Position Assurance(74)




Automotive Housings(618)



Automotive Seals & Cavity Plugs(5)



Insertion & Extraction Tools(3)



Other Automotive Connector
Accessories(16)

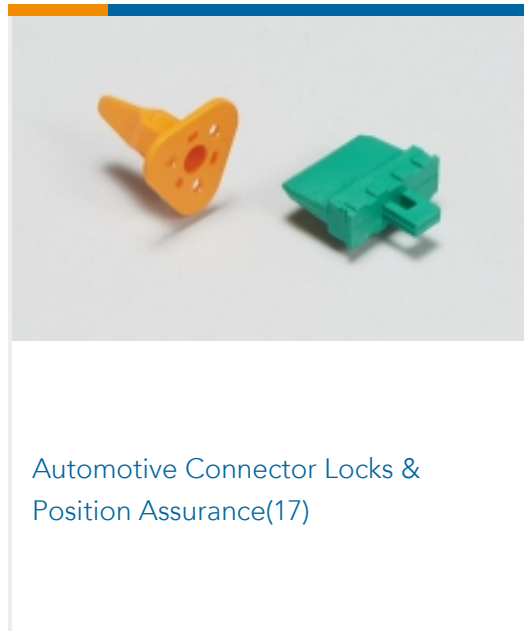


PCB Headers & Receptacles(102)

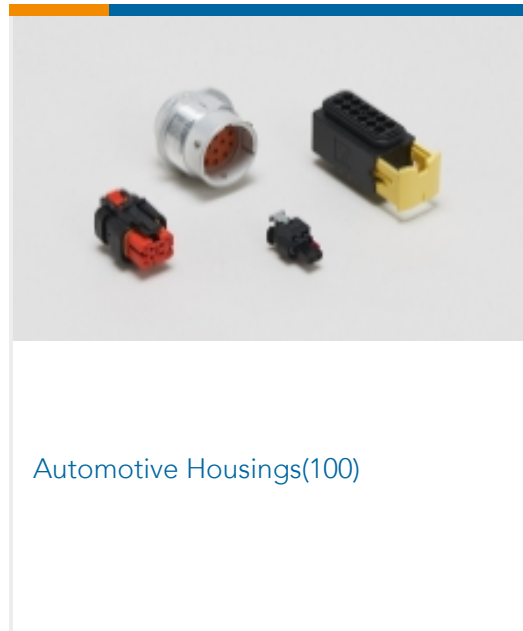
Also in the Series | DEUTSCH DTM



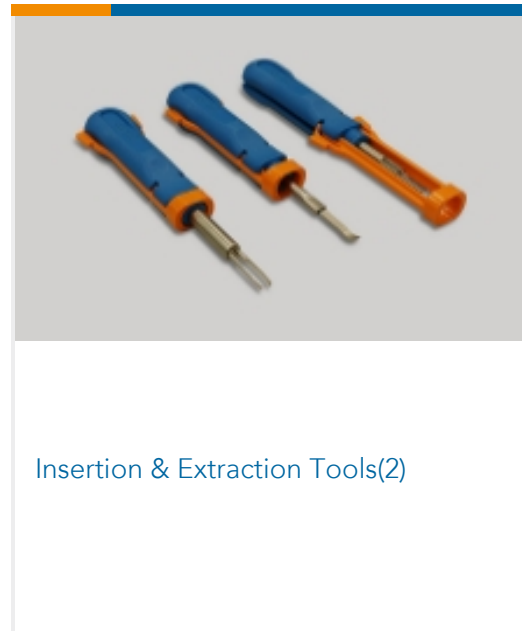
Automotive Connector Caps & Covers
(41)



Automotive Connector Locks &
Position Assurance(17)



Automotive Housings(100)



Insertion & Extraction Tools(2)



PCB Headers & Receptacles(36)

Customers Also Bought



TE Part #DT12S-BT
BOOT, 12P, PLG, ST, GRY



TE Part #DT8P-BT
BOOT, 8P, REC, ST, GRY



TE Part #DT2P-BT
BOOT, 2P, REC, ST, GRY



TE Part #DT8S-BT
BOOT, 8P, PLG, ST, GRY



TE Part #DT2S-BT
BOOT, 2P, PLG, ST, GRY



TE Part #DT3S-BT
BOOT, 3P, PLG, ST, GRY



TE Part #DT3P-BT
BOOT, 3P, REC, ST, GRY



TE Part #DT12P-BT
BOOT, 12P, REC, ST, GRY



TE Part #DT6S-BT
BOOT, 6P, PLG, ST, GRY



TE Part #DT4P-BT
BOOT, 4P, REC, ST, GRY

Documents

Product Drawings

[BOOT, 4P, PLG, ST, GRY](#)

English

CAD Files

[3D PDF](#)

[3D](#)

Customer View Model

[ENG_CVM_CVM_DT4S-BT_A.2d_dxf.zip](#)



English

Customer View Model

[ENG_CVM_CVM_DT4S-BT_A.3d_igs.zip](#)

English

Customer View Model

[ENG_CVM_CVM_DT4S-BT_A.3d_stp.zip](#)

English

By downloading the CAD file I accept and agree to the [Terms and Conditions](#) of use.

Datasheets & Catalog Pages

[CONNECTOR SELECTOR](#)

English

Product Specifications

[Application Specification](#)

English