


PCB terminal block - FK-MPT 0,5/ 3-3,5-H - 1928770

Please be informed that the data shown in this PDF Document is generated from our Online Catalog. Please find the complete data in the user's documentation. Our General Terms of Use for Downloads are valid (<http://phoenixcontact.com/download>)

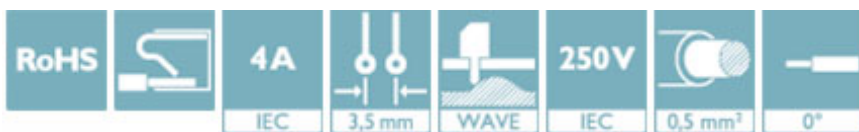
PCB terminal block, nominal current: 4 A, pitch: 3.5 mm, number of positions: 3, connection method: Push-in spring connection, mounting: Wave soldering, conductor/PCB connection direction: 0 °, color: green




The figure shows a 10-position version of the product

Your advantages

- ✓ Time saving push-in connection, tools not required
- ✓ Defined contact force ensures that contact remains stable over the long term
- ✓ Intuitive use through colour coded actuation lever
- ✓ Potentials can be easily looped through – ideal for BUS applications
- ✓ Small component size for applications where space is at a premium



Key Commercial Data

Packing unit	50 pc
GTIN	 4 017918 591229
GTIN	4017918591229

Technical data

Dimensions

Length [l]	9.5 mm
Pitch	3.5 mm
Dimension a	7 mm
Width [w]	11 mm
Height	8.5 mm
Height [h]	12.5 mm
Solder pin [P]	4 mm
Pin spacing	3.5 mm
Hole diameter	1.2 mm

General

PCB terminal block - FK-MPT 0,5/ 3-3,5-H - 1928770

Technical data

General

Range of articles	FK-MPT 0,5/...-H
Insulating material group	IIIa
Rated surge voltage (III/3)	2.5 kV
Rated surge voltage (III/2)	2.5 kV
Rated surge voltage (II/2)	2.5 kV
Rated voltage (III/3)	160 V
Rated voltage (III/2)	250 V
Rated voltage (II/2)	250 V
Connection in acc. with standard	EN-VDE
Nominal current I_N	4 A
Nominal cross section	0.5 mm ²
Maximum load current	4 A
Insulating material	PBT
Flammability rating according to UL 94	V0
Stripping length	6.5 mm
Number of positions	3

Connection data

Conductor cross section solid min.	0.12 mm ²
Conductor cross section solid max.	0.5 mm ²
Conductor cross section AWG min.	26
Conductor cross section AWG max.	20

Standards and Regulations

Connection in acc. with standard	EN-VDE
	CUL
Flammability rating according to UL 94	V0

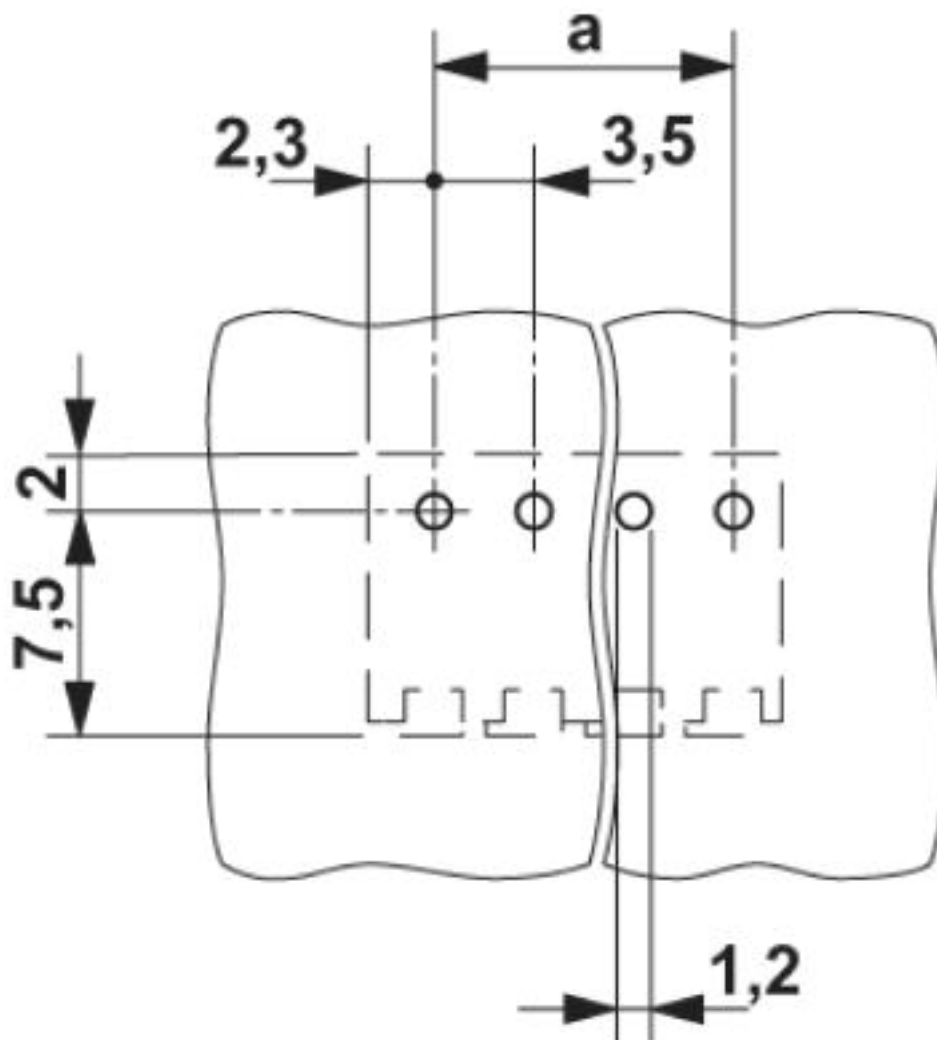
Environmental Product Compliance

China RoHS	Environmentally friendly use period: unlimited = EFUP-e
	No hazardous substances above threshold values

Drawings

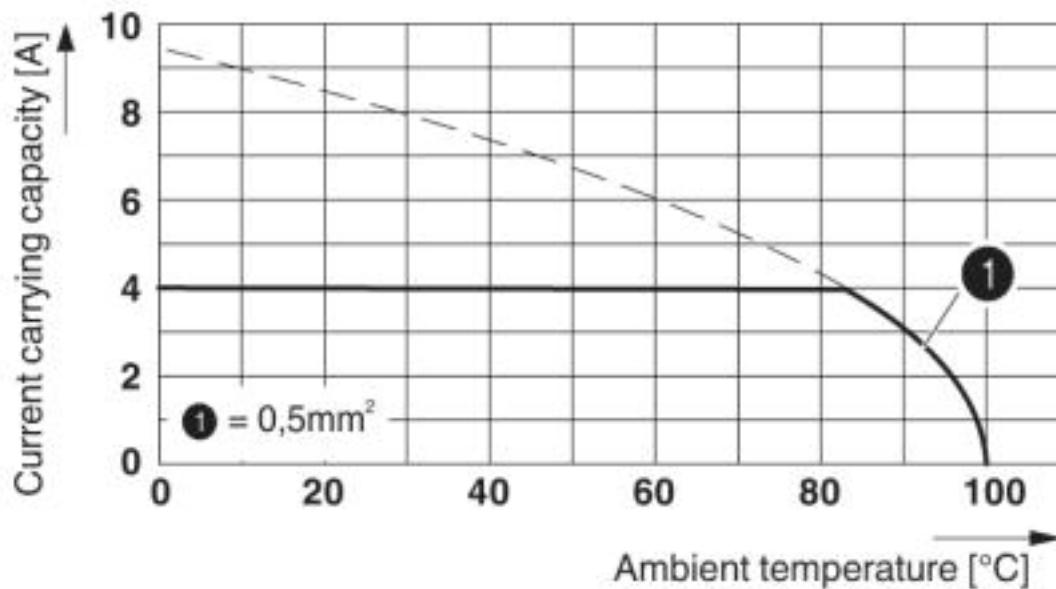
PCB terminal block - FK-MPT 0,5/ 3-3,5-H - 1928770

Drilling diagram



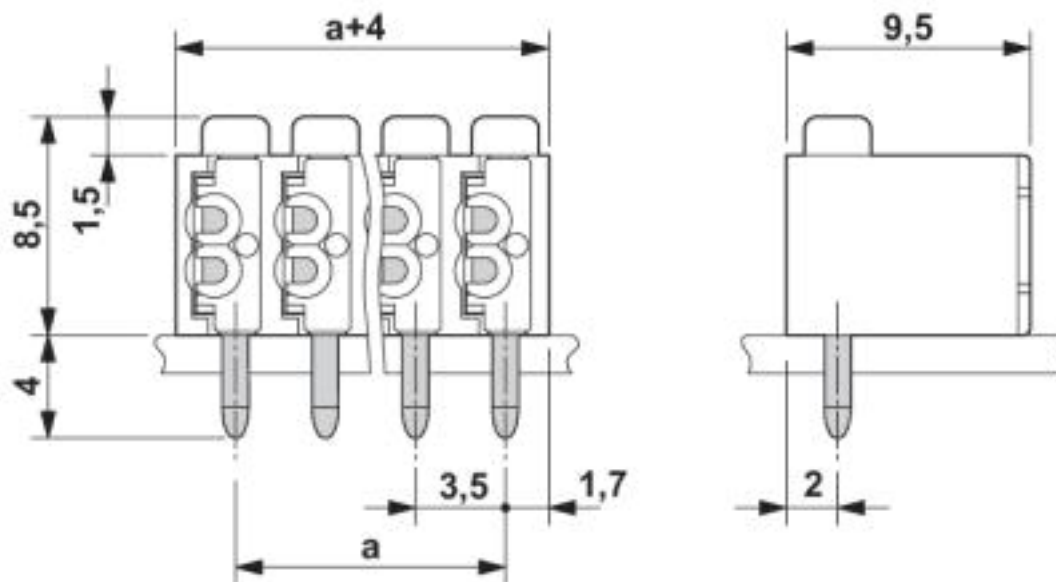
PCB terminal block - FK-MPT 0,5/ 3-3,5-H - 1928770

Diagram



Derating diagram for 5 positions; reduction factor=0.8

Dimensional drawing



Approvals

Approvals

Approvals


UL Recognized / cUL Recognized / SEV / EAC / cULus Recognized


PCB terminal block - FK-MPT 0,5/ 3-3,5-H - 1928770


Approvals

Ex Approvals

Approval details

UL Recognized		http://database.ul.com/cgi-bin/XYV/template/LISEXT/1FRAME/index.htm	FILE E 60425
	B	D	
Nominal voltage UN	300 V	300 V	
Nominal current IN	4 A	4 A	
mm ² /AWG/kcmil	28-20	28-20	

cUL Recognized		http://database.ul.com/cgi-bin/XYV/template/LISEXT/1FRAME/index.htm	FILE E 60425
	B	D	
Nominal voltage UN	300 V	300 V	
Nominal current IN	4 A	4 A	
mm ² /AWG/kcmil	28-20	28-20	

SEV		https://www.electrosuisse.ch/de/meta/shop/produktezertifikate.html	IK-3558-M2
Nominal voltage UN	160 V		
Nominal current IN	4 A		
mm ² /AWG/kcmil	0.5		

EAC		B.01742
-----	---	---------

cULus Recognized	
------------------	---

Phoenix Contact 2019 © - all rights reserved
<http://www.phoenixcontact.com>

PHOENIX CONTACT GmbH & Co. KG
Flachsmarktstr. 8
32825 Blomberg
Germany
Tel. +49 5235 300
Fax +49 5235 3 41200
<http://www.phoenixcontact.com>