

4A, 200V - 600V Ultra Fast Rectifier

FEATURES

- AEC-Q101 qualified available
- Ultra fast recovery time for high efficiency
- Excellent high temperature switching
- Glass passivated chip junction
- RoHS Compliant
- Halogen-free according to IEC 61249-2-21

APPLICATIONS

- DC to DC converter
- Switching mode converters and inverters
- Freewheeling application

MECHANICAL DATA

- Case: DO-201AD
- Molding compound meets UL 94V-0 flammability rating
- Terminal: Pure tin plated leads, solderable per J-STD-002
- Meet JESD 201 class 2 whisker test
- Polarity: Indicated by cathode band
- Weight: 1.20g (approximately)

KEY PARAMETERS		
PARAMETER	VALUE	UNIT
I_F	4	A
V_{RRM}	200 - 600	V
I_{FSM}	125	A
T_{JMAX}	175	°C
Package	DO-201AD	
Configuration	Single die	



DO-201AD



ABSOLUTE MAXIMUM RATINGS ($T_A = 25^\circ\text{C}$ unless otherwise noted)					
PARAMETER	SYMBOL	MUR4L20	MUR4L40	MUR4L60	UNIT
Marking code on the device		MUR4L20	MUR4L40	MUR4L60	
Repetitive peak reverse voltage	V_{RRM}	200	400	600	V
Reverse voltage, total rms value	$V_{R(RMS)}$	140	280	420	V
Forward current	I_F	4			A
Surge peak forward current, 8.3ms single half sine wave superimposed on rated load	I_{FSM}	125			A
Junction temperature	T_J	-55 to +175			°C
Storage temperature	T_{STG}	-55 to +175			°C

THERMAL PERFORMANCE			
PARAMETER	SYMBOL	TYP	UNIT
Junction-to-lead thermal resistance	$R_{\theta JL}$	15	°C/W
Junction-to-ambient thermal resistance	$R_{\theta JA}$	42	°C/W

ELECTRICAL SPECIFICATIONS ($T_A = 25^\circ\text{C}$ unless otherwise noted)						
PARAMETER		CONDITIONS	SYMBOL	TYP	MAX	UNIT
Forward voltage ⁽¹⁾	MUR4L20	$I_F = 4\text{A}, T_J = 25^\circ\text{C}$	V_F	-	0.89	V
	MUR4L40 MUR4L60			-	1.28	V
Reverse current @ rated V_R ⁽²⁾	MUR4L20	$T_J = 25^\circ\text{C}$	I_R	-	5	μA
	MUR4L40 MUR4L60			-	10	μA
	MUR4L20	$T_J = 125^\circ\text{C}$		-	150	μA
	MUR4L40 MUR4L60			-	250	μA
Junction capacitance		1MHz, $V_R = 4.0\text{V}$	C_J	65	-	pF
Reverse recovery time	MUR4L20	$I_F = 0.5\text{A}, I_R = 1.0\text{A},$ $I_{rr} = 0.25\text{A}$	t_{rr}	-	25	ns
	MUR4L40 MUR4L60			-	50	ns

Notes:

1. Pulse test with $PW = 0.3\text{ms}$
2. Pulse test with $PW = 30\text{ms}$

ORDERING INFORMATION		
ORDERING CODE ⁽¹⁾⁽²⁾	PACKAGE	PACKING
MUR4Lx	DO-201AD	1,250 / Tape & Reel
MUR4Lx A0G	DO-201AD	500 / Ammo box
MUR4LxH	DO-201AD	1,250 / Tape & Reel
MUR4LxHA0G	DO-201AD	500 / Ammo box

Notes:

1. "x" defines voltage from 200V (MUR4L20) to 600V (MUR4L60)
2. "H" means AEC-Q101 qualified

CHARACTERISTICS CURVES

($T_A = 25^\circ\text{C}$ unless otherwise noted)

Fig.1 Forward Current Derating Curve

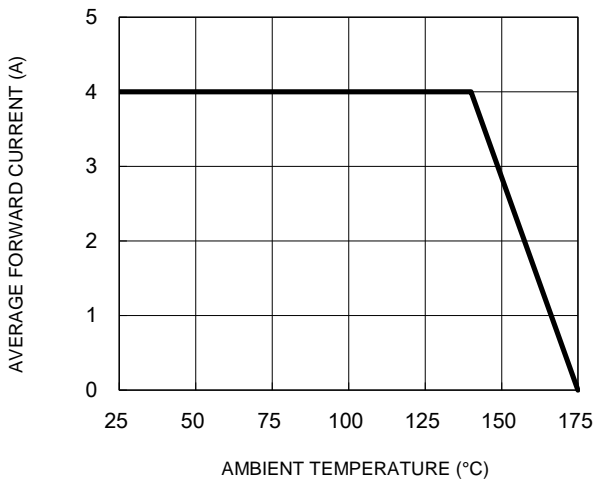


Fig.2 Typical Junction Capacitance

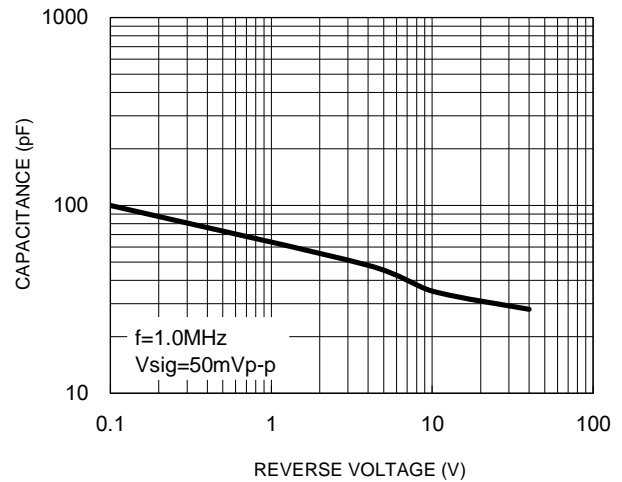


Fig.3 Typical Reverse Characteristics

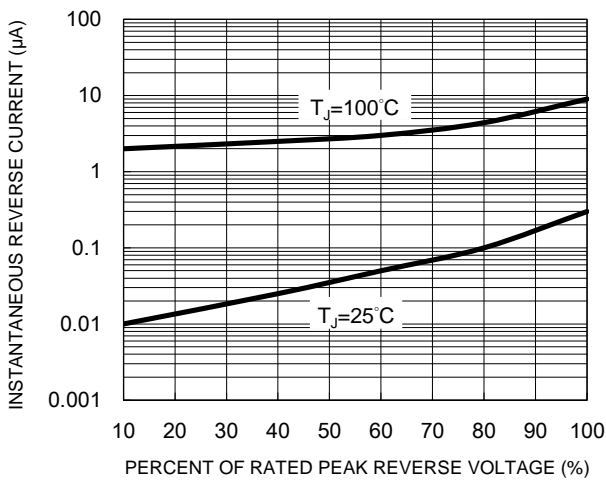


Fig.4 Typical Forward Characteristics

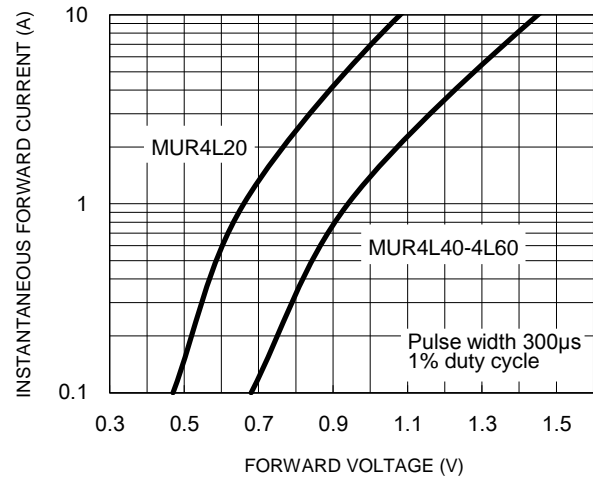
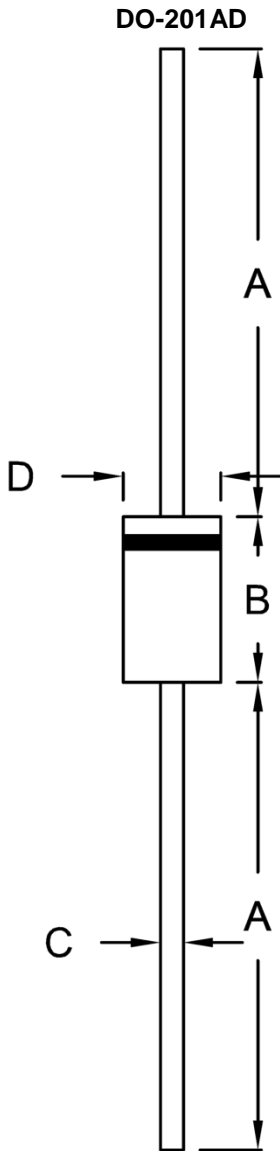


Fig.5 Maximum Non-Repetitive Forward Surge Current



PACKAGE OUTLINE DIMENSIONS



DIM.	Unit (mm)		Unit (inch)	
	Min.	Max.	Min.	Max.
A	25.40	-	1.000	-
B	8.50	9.50	0.335	0.374
C	1.20	1.30	0.047	0.051
D	5.00	5.60	0.197	0.220

MARKING DIAGRAM



- P/N = Marking Code
- G = Green Compound
- YWW = Date Code
- F = Factory Code

Notice

Specifications of the products displayed herein are subject to change without notice. TSC or anyone on its behalf, assumes no responsibility or liability for any errors or inaccuracies.

Purchasers are solely responsible for the choice, selection, and use of TSC products and TSC assumes no liability for application assistance or the design of Purchasers' products.

Information contained herein is intended to provide a product description only. No license, express or implied, to any intellectual property rights is granted by this document. Except as provided in TSC's terms and conditions of sale for such products, TSC assumes no liability whatsoever, and disclaims any express or implied warranty, relating to sale and/or use of TSC products including liability or warranties relating to fitness for a particular purpose, merchantability, or infringement of any patent, copyright, or other intellectual property right.

The products shown herein are not designed for use in medical, life-saving, or life-sustaining applications. Customers using or selling these products for use in such applications do so at their own risk and agree to fully indemnify TSC for any damages resulting from such improper use or sale.