

806-960 MHz/1710-2700 MHz Direct Mount Omnidirectional Antenna



MULTI-BAND DIRECT MOUNT OMNIDIRECTIONAL ANTENNA

The OC80271 antenna is a wide band omnidirectional antenna covering the domestic Cellular/PCS/AWS/MDS, WiMax 2300/2500 and global GSM900/GSM1800/UMTS/LTE2600 bands. The antenna can be used in both indoor and outdoor applications complete with mast mounting hardware and includes a UV stable radome enclosure that provides years of use without degradation to either mechanical properties or aesthetics.

FEATURES

- Applicable for both 3G and 4G solutions
- Global LTE 2600 band
- Domestic Cellular and Global GSM
- WiMax 2300/2500/2600
- Weatherproof UV stable radome
- Mast mounting hardware included
- Conformance to RoHS

MARKETS

- Broadband wireless access service provider
- Campus, healthcare, or transportation terminals
- Stadium, industrial plants, and processing stations
- Low-to-medium density, tower mounted rural locations
- Public Safety Radio

PARAMETER	SPECIFICATION
Frequency	806 to 824 MHz, 824 to 960 MHz, 1710 to 1900 MHz, 1920 to 2170 MHz, 2300 to 2500 MHz, 2500 to 2690 MHz
Max Gain	806 to 960 MHz - 1.0 dBi, 1710 to 2700 MHz - 5.0 dBi
Average Efficiency	806 to 960 MHz - 72%, 1710 to 2700 MHz - 79%
3 dB Beamwidth (E-plane)	806 to 960 MHz - 93°, 1700 – 2200 MHz - 75°, 2500 – 2700 MHz - 95°
3 dB Beamwidth (H-plane)	360°, Omnidirectional
Polarization	Linear, Vertical
Nominal Impedance	50 Ohms
VSWR	806 to 960 MHz - < 2.5:1, 1710 to 2700 MHz - < 2.0:1
Power	20 watts
RF Connector	N- Type (M)
Mount Style	Mast/pole mount (Upright position only)
Radome	Polycarbonate, UV, White
Material Substance Compliance	ROHS Compliant
Operating Temperature	-30°C to +70°C
Storage Temperature	-40°C to +85°C
Dimensional (Ht x OD)	196 x 24.5 mm (7.7" x 1")
Weight	120g

CONNECTORS

MODEL NUMBER	CONNECTOR
OC80271-FNM	Type N male
OC80271-FNF	Type N female

global solutions: local support™

Americas: +1.847.839.6907
IAS-AmericasEastSales@lairdtech.com

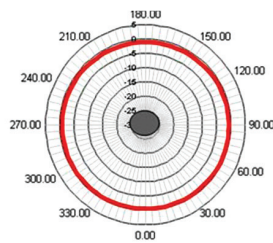
Europe: +1.32.80.7866.12
IAS-EUSales@lairdtech.com

Asia: +1.65.6.243.8022
IAS-AsiaSales@lairdtech.com

www.lairdtech.com

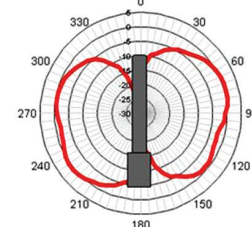
806-960 MHz/1710-2700 MHz
Direct Mount Omnidirectional Antenna

TYPICAL RADIATION PATTERNS

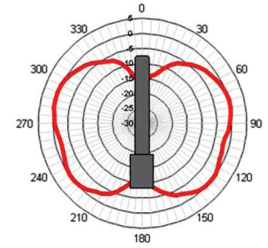


Azimuth Plane

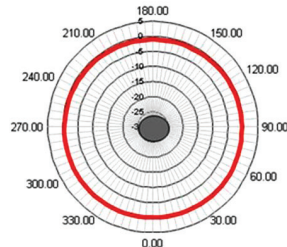
806 MHZ BAND



Phi 0° Plane

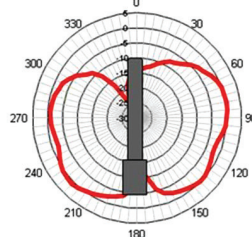


Phi 90° Plane

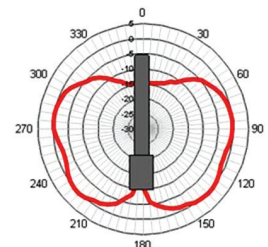


Azimuth Plane

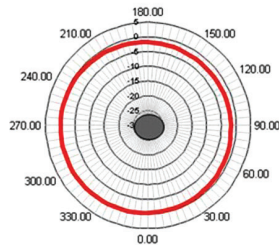
960 MHZ BAND



Phi 0° Plane

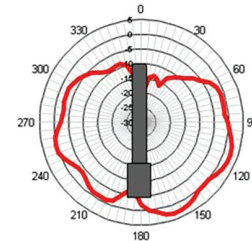


Phi 90° Plane

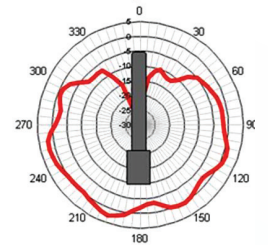


Azimuth Plane

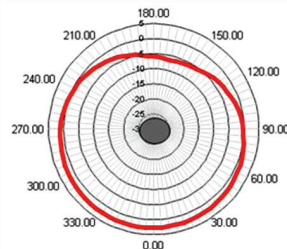
1710 MHZ BAND



Phi 0° Plane

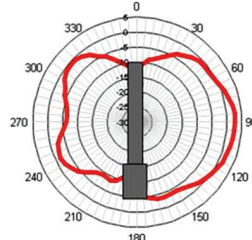


Phi 90° Plane

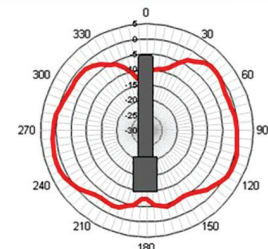


Azimuth Plane

2500 MHZ BAND



Phi 0° Plane



Phi 90° Plane

global solutions: local support™

Americas: +1.847.839.6907
IAS-AmericasEastSales@lairdtech.com

Europe: +1.32.80.7866.12
IAS-EUSales@lairdtech.com

Asia: +1.65.6.243.8022
IAS-AsiaSales@lairdtech.com

www.lairdtech.com

ANT-DS-OC80271 1012

Any information furnished by Laird Technologies, Inc. and its agents is believed to be accurate and reliable. All specifications are subject to change without notice. Responsibility for the use and application of Laird Technologies materials rests with the end user. Laird Technologies makes no warranties as to the fitness, merchantability, suitability or non-infringement of any Laird Technologies materials or products for any specific or general uses. Laird Technologies shall not be liable for incidental or consequential damages of any kind. All Laird Technologies products are sold pursuant to the Laird Technologies' Terms and Conditions of sale in effect from time to time, a copy of which will be furnished upon request. © Copyright 2011 Laird Technologies, Inc. All Rights Reserved. Laird, Laird Technologies, the Laird Technologies Logo, and other marks are trademarks or registered trademarks of Laird Technologies, Inc. or an affiliate company thereof. Other product or service names may be the property of third parties. Nothing herein provides a license under any Laird Technologies or any third party intellectual property rights.