

## PCB terminal block - SMKDSNF 1,5/ 4-5,08 - 1877504

Please be informed that the data shown in this PDF Document is generated from our Online Catalog. Please find the complete data in the user's documentation. Our General Terms of Use for Downloads are valid (<http://phoenixcontact.com/download>)

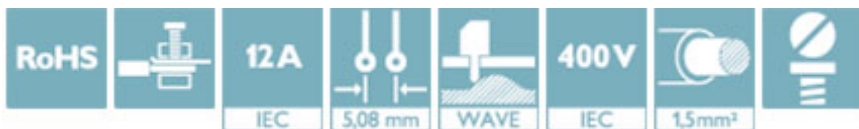
PCB terminal block, nominal current: 12 A, pitch: 5.08 mm, number of positions: 4, connection method: Screw connection with tension sleeve, mounting: Wave soldering, conductor/PCB connection direction: 325 °, color: green




The figure shows a 10-position version of the product

### Your advantages

- ✓ Well-known connection principle allows worldwide use
- ✓ Low temperature rise, thanks to maximum contact force
- ✓ Allows connection of two conductors
- ✓ Extremely small design for the respective conductor cross section



### Key Commercial Data

|              |   |
|--------------|---|
| Packing unit | 50 pc   |
| GTIN         | <br>4 017918 134136 |
| GTIN         | 4017918134136   |

### Technical data

#### Dimensions

|                |          |
|----------------|----------|
| Length [ l ]   | 16 mm    |
| Pitch          | 5.08 mm  |
| Dimension a    | 15.24 mm |
| Width [ w ]    | 21.32 mm |
| Height         | 12 mm    |
| Height [ h ]   | 15.5 mm  |
| Solder pin [P] | 3.5 mm   |
| Hole diameter  | 1.3 mm   |

#### General

|                           |             |
|---------------------------|-------------|
| Range of articles         | SMKDSNF 1,5 |
| Insulating material group | I           |

# PCB terminal block - SMKDSNF 1,5/ 4-5,08 - 1877504

## Technical data

### General

|  |                     |
|--|---------------------|
| Rated surge voltage (III/3)            | 4 kV                |
| Rated surge voltage (III/2)            | 4 kV                |
| Rated surge voltage (II/2)             | 4 kV                |
| Rated voltage (III/3)                  | 250 V               |
| Rated voltage (III/2)                  | 400 V               |
| Rated voltage (II/2)                   | 630 V               |
| Connection in acc. with standard       | EN-VDE              |
| Nominal current $I_N$                  | 12 A                |
| Nominal cross section                  | 1.5 mm <sup>2</sup> |
| Maximum load current                   | 12 A                |
| Insulating material                    | PA                  |
| Flammability rating according to UL 94 | V0                  |
| Internal cylindrical gage              | A1                  |
| Stripping length                       | 8 mm                |
| Number of positions                    | 4                   |
| Screw thread                           | M3                  |
| Tightening torque, min                 | 0.5 Nm              |
| Tightening torque max                  | 0.6 Nm              |

### Connection data

|   |                      |
|---|----------------------|
| Conductor cross section solid min.  | 0.14 mm <sup>2</sup> |
| Conductor cross section solid max.  | 1.5 mm <sup>2</sup>  |
| Conductor cross section flexible min.   | 0.14 mm <sup>2</sup> |
| Conductor cross section flexible max.   | 1.5 mm <sup>2</sup>  |
| Conductor cross section flexible, with ferrule without plastic sleeve min.              | 0.25 mm <sup>2</sup> |
| Conductor cross section flexible, with ferrule without plastic sleeve max.              | 1.5 mm <sup>2</sup>  |
| Conductor cross section flexible, with ferrule with plastic sleeve min.                 | 0.25 mm <sup>2</sup> |
| Conductor cross section flexible, with ferrule with plastic sleeve max.                 | 1.5 mm <sup>2</sup>  |
| Conductor cross section AWG min.  | 26                   |
| Conductor cross section AWG max.  | 16                   |
| 2 conductors with same cross section, solid min.  | 0.14 mm <sup>2</sup> |
| 2 conductors with same cross section, solid max.  | 0.75 mm <sup>2</sup> |
| 2 conductors with same cross section, stranded min.                                     | 0.14 mm <sup>2</sup> |
| 2 conductors with same cross section, stranded max.                                     | 0.75 mm <sup>2</sup> |
| 2 conductors with same cross section, stranded, ferrules without plastic sleeve, min.   | 0.25 mm <sup>2</sup> |
| 2 conductors with same cross section, stranded, ferrules without plastic sleeve, max.   | 0.5 mm <sup>2</sup>  |
| 2 conductors with same cross section, stranded, TWIN ferrules with plastic sleeve, min. | 0.5 mm <sup>2</sup>  |
| 2 conductors with same cross section, stranded, TWIN ferrules with plastic sleeve, max. | 1 mm <sup>2</sup>    |

# PCB terminal block - SMKDSNF 1,5/ 4-5,08 - 1877504

## Technical data

### Standards and Regulations

|  |        |
|--|--------|
| Connection in acc. with standard       | EN-VDE |
|  | CSA    |
| Flammability rating according to UL 94 | V0     |

### Environmental Product Compliance

|            |   |
|------------|---|
|            | Lead 7439-92-1  |
| China RoHS | Environmentally Friendly Use Period = 50  |
|            | For details about hazardous substances go to tab "Downloads", Category "Manufacturer's declaration" |

## Approvals


### Approvals


#### Approvals

CSA / IECCEB CB Scheme / SEV / EAC / cULus Recognized

#### Ex Approvals


### Approval details


|                            |   |   |       |
|----------------------------|---|---|-------|
| CSA                        |  | <a href="http://www.csagroup.org/services-industries/product-listing/">http://www.csagroup.org/services-industries/product-listing/</a> | 13631 |
|                            | B   | D   |       |
| Nominal voltage UN         | 300 V   | 300 V   |       |
| Nominal current IN         | 10 A  | 10 A  |       |
| mm <sup>2</sup> /AWG/kcmil | 28-14   | 28-14   |       |


|                            |   |   |         |
|----------------------------|---|---|---------|
| IECEE CB Scheme            |  | <a href="http://www.iecee.org/">http://www.iecee.org/</a> | CH-8225 |
| Nominal voltage UN         | 250 V   |   |         |
| Nominal current IN         | 12 A  |   |         |
| mm <sup>2</sup> /AWG/kcmil | 1.5   |   |         |

## PCB terminal block - SMKDSNF 1,5/ 4-5,08 - 1877504

### Approvals

|                            |   |   |            |
|----------------------------|---|---|------------|
| SEV                        |  | <a href="https://www.electrosuisse.ch/de/meta/shop/produktezertifikate.html">https://www.electrosuisse.ch/de/meta/shop/produktezertifikate.html</a> | IK-3542-M1 |
| Nominal voltage UN         | 250 V   |   |            |
| Nominal current IN         | 12 A  |   |            |
| mm <sup>2</sup> /AWG/kcmil | 1.5   |   |            |

|     |   |         |
|-----|---|---------|
| EAC |  | B.01742 |
|-----|---|---------|

|                            |   |   |                 |
|----------------------------|---|---|-----------------|
| cULus Recognized           |  | <a href="http://database.ul.com/cgi-bin/XYV/template/LISEXT/1FRAME/index.htm">http://database.ul.com/cgi-bin/XYV/template/LISEXT/1FRAME/index.htm</a> | E60425-19770427 |
|                            | B   | D   |                 |
| Nominal voltage UN         | 300 V   | 300 V   |                 |
| Nominal current IN         | 10 A  | 10 A  |                 |
| mm <sup>2</sup> /AWG/kcmil | 30-14   | 30-14   |                 |

Phoenix Contact 2019 © - all rights reserved  
<http://www.phoenixcontact.com>

PHOENIX CONTACT GmbH & Co. KG  
Flachsmarktstr. 8  
32825 Blomberg  
Germany  
Tel. +49 5235 300  
Fax +49 5235 3 41200  
<http://www.phoenixcontact.com>