

Data sheet | Item number: 706-2300/100-100

System cable; for Siemens S7-300; 2 x 16 digital inputs; Length: 1 m;

Conductor cross-section: 0.34 mm<sup>2</sup>

[www.wago.com/706-2300/100-100](http://www.wago.com/706-2300/100-100)



Color coding acc. to DIN VDE 47100 Cable 1; Channel 0-15	20 poles flat connector		PLC connector	
	Pin number	Wiring	Pin number	Signal
White	1	IN0.0	1A	Ix.0
Brown	2	IN0.1	2A	Ix.1
Green	3	IN0.2	3A	Ix.2
Yellow	4	IN0.3	4A	Ix.3
Grey	5	IN0.4	5A	Ix.4
Pink	6	IN0.5	6A	Ix.5
Blue	7	IN0.6	7A	Ix.6
Red	8	IN0.7	8A	Ix.7
Black	9	IN1.0	10A	Ix+1.0
Violet	10	IN1.1	11A	Ix+1.1
Grey-Pink	11	IN1.2	12A	Ix+1.2
Red-Blue	12	IN1.3	13A	Ix+1.3
White-Green	13	IN1.4	14A	Ix+1.4
Brown-Green	14	IN1.5	15A	Ix+1.5
White-Yellow	15	IN1.6	16A	Ix+1.6
Yellow-Brown	16	IN1.7	17A	Ix+1.7
White-Grey	17	nc	nc	nc
Grey-Brown	18	0V	9A	Com0
White-Pink	19	nc	nc	nc
Pink-Brown	20	0V	18A	Com0

Color coding acc. to DIN VDE 47100 Cable 2; Channel16-31	20 poles flat connector		PLC connector	
	Pin number	Wiring	Pin number	Signal
White	1	IN0.0	1B	Ix+2.0
Brown	2	IN0.1	2B	Ix+2.1
Green	3	IN0.2	3B	Ix+2.2
Yellow	4	IN0.3	4B	Ix+2.3
Grey	5	IN0.4	5B	Ix+2.4
Pink	6	IN0.5	6B	Ix+2.5
Blue	7	IN0.6	7B	Ix+2.6
Red	8	IN0.7	8B	Ix+2.7
Black	9	IN1.0	10B	Ix+3.0
Violet	10	IN1.1	11B	Ix+3.1
Grey-Pink	11	IN1.2	12B	Ix+3.2
Red-Blue	12	IN1.3	13B	Ix+3.3
White-Green	13	IN1.4	14B	Ix+3.4
Brown-Green	14	IN1.5	15B	Ix+3.5
White-Yellow	15	IN1.6	16B	Ix+3.6
Yellow-Brown	16	IN1.7	17B	Ix+3.7
White-Grey	17	nc	nc	nc
Grey-Brown	18	0V	9B	Com1
White-Pink	19	nc	nc	nc
Pink-Brown	20	0V	18B	Com1

Data  
Notes

Note When using more than 10 wires, the maximum current per wire must be reduced to 0.7 A.

Subject to changes. Please also observe the further product documentation!

WAGO GmbH & Co. KG  
 Hansastr. 27  
 32423 Minden  
 Phone: +49571 887-0 | Fax: +49571 887-169  
 Email: [info.de@wago.com](mailto:info.de@wago.com) | Web: [www.wago.com](http://www.wago.com)

Do you have any questions about our products?  
 We are always happy to take your call at +49 (571) 887-44222.



## Electrical data

Inputs/outputs	2 x 16 digital inputs
Operating voltage	≤ AC/DC 35 V
Current per wire (max.)	1 A

## Compatibility

### Siemens

Siemens S7-300	6ES7 321-1BP00-0AA0
----------------	---------------------

## Connection data

Cable type	LIYY
Color code	per DIN VDE 47100

## Connection 1

Connector	Pluggable connector per DIN 41651; female connector
Connection type 1	System
Wire cross-section	0.14 mm <sup>2</sup>

## Connection 2

Connector 2	Pluggable connector per DIN 41651; female connector
Pole number 2	20
Connection type 2	System

## Connection 3

Connector 3	Fujitsu FCN-367-J40/AU/H
Pole number 3	20
Connection type 3	System

## Physical data

Cable length	1 m
--------------	-----

## Material Data

Weight	194 g
--------	-------

Subject to changes. Please also observe the further product documentation!

## Environmental requirements

Ambient temperature (operation)	-20 ... +50 °C
---------------------------------	----------------

## Commercial data

Product Group	30 (WAGO France)
eCl@ss 10.0	27-24-22-20
eCl@ss 9.0	27-24-22-20
ETIM 8.0	EC000237
ETIM 7.0	EC000237
PU (SPU)	1 pcs
Country of origin	FR
GTIN	4045454880132
Customs tariff number	85444290900






## Environmental Product Compliance

RoHS Compliance Status	Compliant, No Exemption
------------------------	-------------------------

## Optional accessories

### Interface module

#### Interface module

	<p><b>Item no.: 704-2004</b> Interface module for system wiring; Pluggable connector per DIN 41651; Male connector; 20-pole; 16-channel digital input or output; 1-wire connection; in mounting carrier</p>	<a href="http://www.wago.com/704-2004">www.wago.com/704-2004</a>
	<p><b>Item no.: 704-2054</b> Interface module for system wiring; Pluggable connector per DIN 41651; Male connector; 20-pole; 16-channel digital input or output; 3-wire connection; in mounting carrier</p>	<a href="http://www.wago.com/704-2054">www.wago.com/704-2054</a>
	<p><b>Item no.: 704-2044</b> Interface module for system wiring; Pluggable connector per DIN 41651; Male connector; 20-pole; 16-channel digital input or output; 2-wire connection; in mounting carrier</p>	<a href="http://www.wago.com/704-2044">www.wago.com/704-2044</a>
	<p><b>Item no.: 704-2024</b> Interface module for system wiring; Pluggable connector per DIN 41651; Male connector; 20-pole; 16-channel digital input or output; 2-wire connection; in mounting carrier</p>	<a href="http://www.wago.com/704-2024">www.wago.com/704-2024</a>
	<p><b>Item no.: 289-614</b> Interface module; Pluggable connector per DIN 41651; 20-pole; Triple-deck PCB terminal blocks; in mounting carrier; 2,50 mm<sup>2</sup></p>	<a href="http://www.wago.com/289-614">www.wago.com/289-614</a>

Subject to changes. Please also observe the further product documentation!

WAGO GmbH & Co. KG  
Hansastr. 27  
32423 Minden  
Phone: +49571 887-0 | Fax: +49571 887-169  
Email: [info.de@wago.com](mailto:info.de@wago.com) | Web: [www.wago.com](http://www.wago.com)

Do you have any questions about our products?  
We are always happy to take your call at +49 (571) 887-44222.



## Downloads Documentation

### Bid Text

706-2300/100-100 X81 - Datei	2019 Feb 19	xml 3.2 kB	Download
---------------------------------	-------------	---------------	----------

706-2300/100-100 doc - Datei	2015 Feb 9	doc 25.6 kB	Download
---------------------------------	------------	----------------	----------

### Additional Information

Disposal and Recycling Electrical and electronic equipment, Batteries, Packaging	V 1.1.0 2022 Aug 18	pdf 2.2 MB	Download
---	------------------------	---------------	----------

### System Description

WAGO System Wiring, Selection Guide This guide will help you select the appropriate interface modules and system cables for the controller you are using.		pdf 545.9 kB	Download
--	--	-----------------	----------

## CAD/CAE-Data

### CAE data

WSCAD Universe 706-2300/100-100		URL	Download
---------------------------------	--	-----	----------

WSCAD Universe 706-2300/100-100		URL	Download
---------------------------------	--	-----	----------

## Environmental Product Compliance

### Compliance Search

Environmental Product Compliance 706-2300/100-100 System cable; for Siemens S7-300; 2 x 16 digital inputs; Length: 1 m; Conductor cross-section: 0.34 mm <sup>2</sup>		URL	Download
--	--	-----	----------

## Installation Notes

Subject to changes. Please also observe the further product documentation!

WAGO GmbH & Co. KG  
Hansastr. 27  
32423 Minden  
Phone: +49571 887-0 | Fax: +49571 887-169  
Email: [info.de@wago.com](mailto:info.de@wago.com) | Web: [www.wago.com](http://www.wago.com)

Do you have any questions about our products?  
We are always happy to take your call at +49 (571) 887-44222.