



**2.5 GHz 1,6/5.6 FAILSAFE TRANSFER SWITCH**

OPTIONS: INDICATOR

**R F CHARACTERISTICS**

FREQUENCY RANGE : 0 - 2.5 GHz  
IMPEDANCE : 75 Ohms

FREQUENCY (GHz)	0 - 1	1 - 2.5
V.S.W.R <=	1.20	1.30
INSERT. LOSS <=	0.20 dB	0.30 dB
ISOLATION >=	80 dB	70 dB
AVER. POWER (*)	400 W	240 W

**ELECTRICAL CHARACTERISTICS**

ACTUATOR : FAILSAFE  
NOMINAL CURRENT AT 25°C (±10%) : 140 mA  
ACTUATOR VOLTAGE (Vcc) : 28V (24 to 30V)  
TERMINALS : solder pins (250 Deg.C max./30 sec)  
INDICATOR RATING : 1 W / 30 V / 100 mA

**MECHANICAL CHARACTERISTICS**

CONNECTORS : 1,6/5.6 female per IEC 169-13  
LIFE : 2.500.000 cycles  
SWITCHING TIME (nominal voltage;25°C) : < 15 ms  
CONSTRUCTION : splashproof  
WEIGHT : < 85 g

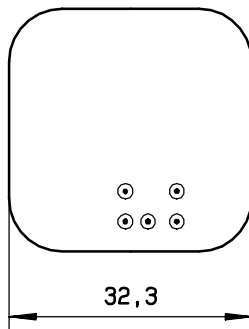
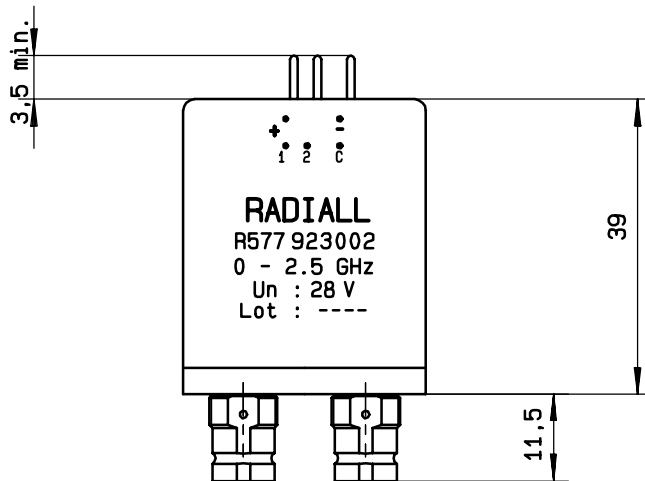
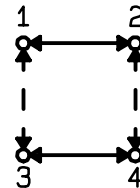
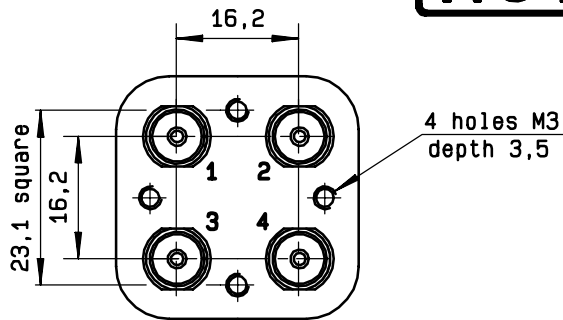
**ENVIRONMENTAL CHARACTERISTICS**

OPERATING TEMPERATURE RANGE (°C) : -25 , +70  
STORAGE TEMPERATURE RANGE (°C) : -40 , +85

(\* : average power at 25°C)

4112-9212 This information is given as an indication. In the continual goal to improve our products, we reserve the right to make any modifications judged necessary

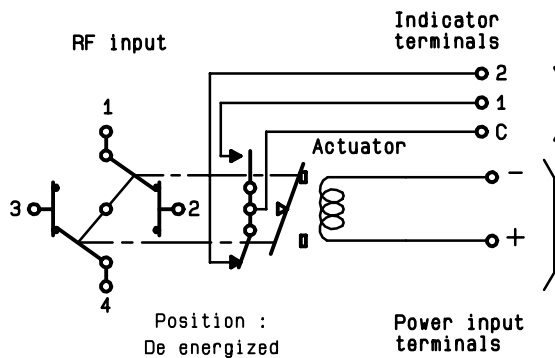
**DRAWING**



General tolerance: ± 0,5 mm

**SCHEMATIC DIAGRAM**

Voltage	RF continuity	Indicator
energized	1 ↔ 3    2 ↔ 4	C . 1
De-energized	1 ↔ 2    3 ↔ 4	C . 2



This information is given as an indication. In the continual goal to improve our products, we reserve the right to make any modifications judged necessary

4113-9212