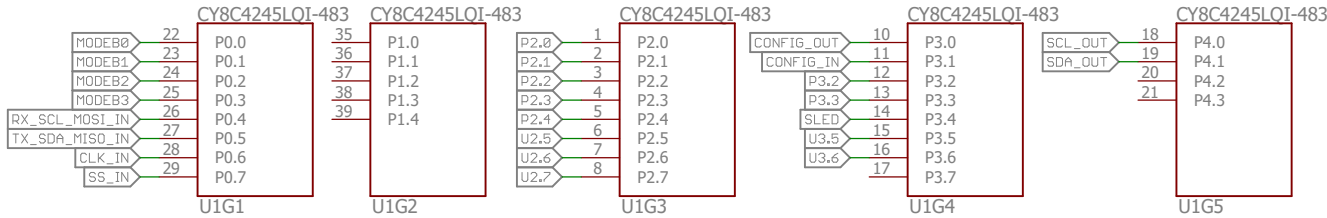
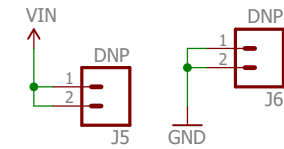


# Serial Controlled Motor Driver

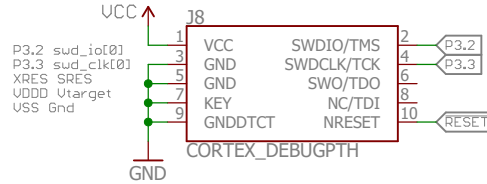
A driver for controlling 2 (or more) DC motors.



## Power Port (3.0 to 11.0V)




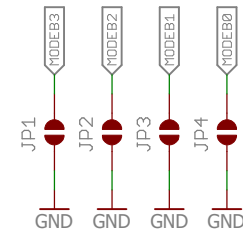
## Programming Header



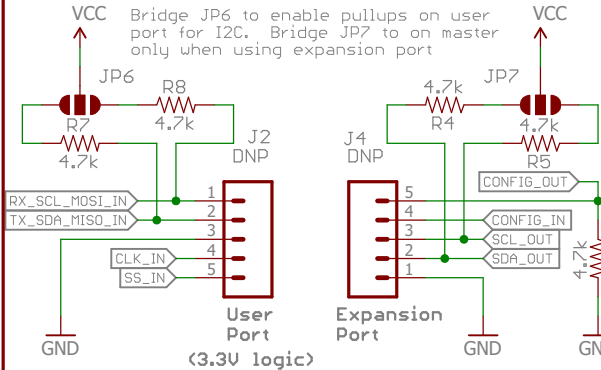
## Config Jumpers

The default (all open) is the UART mode. A '1' indicates the jumper is bridged.

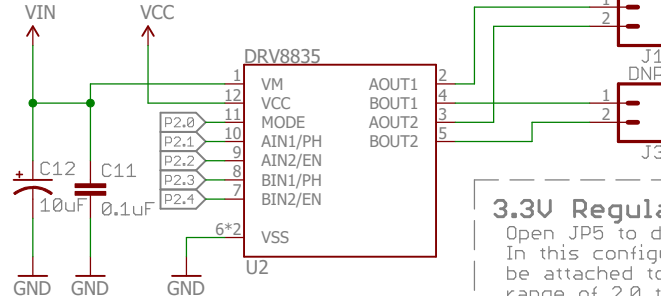
- 0000: UART
- 0001: SPI
- 0010: Slave device (User port unused)
- 0011: I2C addr 0x58
- 0100: I2C addr 0x59
- 0101: I2C addr 0x5A
- 0110: I2C addr 0x5B (...)
- 1100: I2C addr 0x61
- 1101: I2C addr 0x62
- 1110: I2C addr 0x63
- 1111: RC-style PWM



## Serial Ports

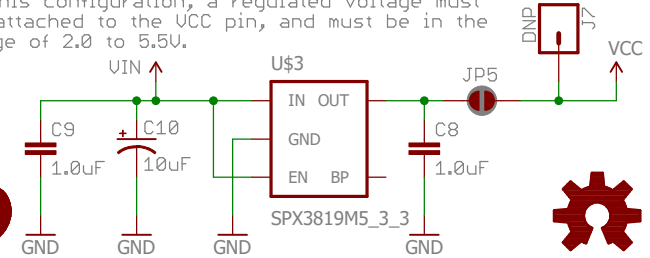


## H-Bridge Driver

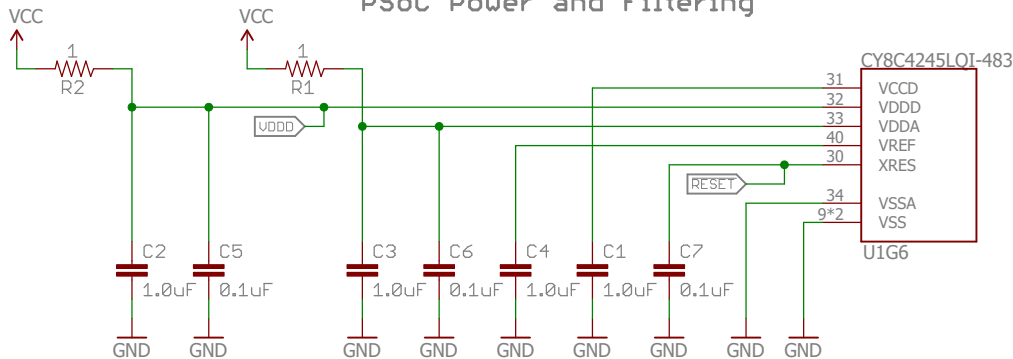


## 3.3V Regulator

Open JP5 to disconnect 3.3V regulated supply. In this configuration, a regulated voltage must be attached to the VCC pin, and must be in the range of 2.0 to 5.5V.



## PSoC Power and Filtering



Released under the Creative Commons

Attribution Share-Alike 4.0 License

<https://creativecommons.org/licenses/by-sa/4.0/>



TITLE: Serial Controlled Motor Driver v2.0

Design by: Marshall Taylor

REV: 2.0

Date: 11/10/2016 12:42 PM

Sheet: 1/1

